



The National Council for Higher Education

THE STATE OF HIGHER EDUCATION AND TRAINING IN UGANDA



A Report on Higher Education Delivery and Institutions

2020/21



The National Council for Higher Education

THE STATE OF HIGHER EDUCATION AND TRAINING IN UGANDA 2020/21

A Report on Higher Education Delivery and Institutions

National Council for Higher Education
Plot M834 Kigobe Road, Kyambogo
P.O Box 76, Kyambogo, Kampala

Contacts

Tel: +256 393262140/1
E-mail: info@unche.or.ug
Website: www.unche.or.ug

© National Council for Higher Education, 2022 all rights reserved.
No part of this publication may be reproduced, stored in retrieval system or transmitted in any form or by any means, electronic, mechanical, photocopying, recording or otherwise, without the prior permission of the National Council for Higher Education

Cover Page Picture: University of St. Joseph Mbarara

Table of Contents

Preface	vii
Acronyms and Definitions	ix
Definitions.....	x
List of Tables.....	xi
List of Figures.....	xii
Executive Summary.....	1
1.0 Introduction.....	1
1.1 The Higher Education Sub-Sectors at a glance.....	1
1.2 Higher Education Institutions	1
1.2.1 Institution ownership.....	2
1.2.2 Regional distribution.....	2
1.3.0 Enrolment	2
1.3.1 Gross Enrolment Ratio (GER).....	2
1.3.2 Enrolment by gender and category of HEIs	3
1.3.3 Enrolment by discipline.....	3
1.3.4 Enrolment by nationality.....	3
1.4.0 Academic Staff	3
1.4.1 Academic Staff by qualifications	3
1.4.2 Academic Staff adequacy	3
1.4.3 Academic Staff availability.....	4
1.4.4 Academic Staff development	4
1.5.1 Science Technology, Engineering and Mathematics (STEM) programmes	4
1.6.0 Research and Innovation	4
1.7.0 Infrastructure.....	5
1.7.1 Lecture Space.....	5
1.7.2 Library Space.....	5
1.7.3 Laboratory Space	5

1.7.4	Office space.....	5
1.8.0	Information and Communication Technologies (ICT).....	5
1.8.1	Internet connectivity	5
1.8.2	Open Distance e-Learning (ODeL).....	6
1.9.0	Books	6
1.10.0	Funding.....	6
1.11.0	Key issues and suggested recommendations for consideration.....	6
1.11.1	Governance, regulatory framework and funding.....	8
1.11.2	Enrolment and GER	8
1.11.3	Inadequate staff and low staff development at higher levels	7
1.11.4	Investment in STEM programmes	8
1.11.5	ICT resources, Internet access and slow adoption of ODeL mode of delivery	9
1.11.6	Low Research output and research fund	10
2.0	Methodology	12
2.1	Introduction.....	12
2.2	Methods of Data Collection.....	12
2.2.1	Primary Sources with Self-Administered Structured Questionnaire	12
2.2.2	Secondary Sources.....	13
2.3	Instruments of Data Collection.....	13
2.4	Training Data Processing Officers from Higher Education Institutions	13
2.5	Timing of Data Collection	14
2.6	Limitations, Problems Encountered and Success Rate.....	14
2.7	Data verification, entry and analysis	14
2.8	Expected survey outputs	14
3.0	Higher Education Institutions	16
3.1	Introduction.....	16
3.2.0	The higher education Institutions 2020/21 at a glance	16
3.2.1	The Universities and University Colleges.....	17
3.2.2	Other Degree Awarding Institutions.....	21

3.2.3	The Other Tertiary Institutions.....	22
3.3	Regional Distribution of Higher Education Institutions.....	29
3.4	Institutional ownership by category	29
3.5	Pathways to access higher education in Uganda 2020/21.....	31
3.6	Concluding remarks.....	32
4.0	Enrolment in Higher Education Institutions	34
4.1	The Gross Enrolment Ratio	34
4.2	Enrolment by gender, nationality and institution categories.....	35
4.3	Enrolment by nationality	36
4.4	Enrolment by discipline.....	36
4.5	Concluding remarks.....	38
5.0	Academic Programmes.....	39
5.1	The general Picture.....	39
5.2	Academic programmes accredited by HEI category 2020/21	40
5.3	Academic programmes accredited by level of prospective award	41
5.4	Accredited programmes by discipline	41
5.5	Comparative analysis of accreditation performance 2015 -2021	41
5.6	Research and Innovations	42
5.7	Concluding remarks to this section.	43
6.0	Academic Staff	44
6.1	Introduction.....	44
6.2	Academic staff numbers by Gender	44
6.3	Academic staff availability by nature of engagement (Fulltime Versus Part-time).....	45
6.4	Academic staff numbers by highest qualifications.....	45
6.5	Academic staff adequacy by level of qualification	46
6.6	Growth in Academic staff by qualifications over the period 2010-2021.....	47
6.7	Academic staff development	48
6.8	Trends of staff development over the past decade.....	48
6.9	Concluding remarks.....	49

7.0	The Physical Infrastructure	50
7.1	Introduction.....	50
7.2	Lecture Space.....	50
7.3	Library Space.....	51
7.4	Laboratory Space	51
7.5	Office Space	51
7.6	Concluding remarks to this section	52
8.0	Education Equipment, Books, Materials and Other Facilities,	53
8.1	Introduction.....	53
8.2	Computer Access and Usage	53
8.3	Open Distance e-Learning (ODEL).....	54
8.4	Access to books	54
8.5	Concluding remarks to this section	54
9.0	Expenditure for Public and Private Universities	56
9.1	Introduction.....	56
	APPENDICES.....	57

List of Tables

Table 1.1:	A comparative summary of the findings in 2020/21	11
Table 3.1:	Summary of data returns by category 2020/21	16
Table 3.2:	Accredited Universities 2020/21	18
Table 3.3:	Accredited University Colleges 2020/21	20
Table 3.4:	Accredited Other Degree Awarding Institutions.....	21
Table 3.5:	Accredited Other Tertiary Institutions	23
Table 3.6:	Regional Distribution of Institutions 2020/21	29
Table 3.7:	Public/Private share of institution ownership	30
Table 4.1:	Enrolment by gender and categories	35
Table 4.2:	Enrolment by Discipline	37
Table 5.1:	Summary of accredited programmes 2020/2021	39

Table 5.2: Academic programmes accredited by level and category of HEI	40
Table 6.1: Academic staff by gender and nature of engagement.....	44
Table 6.2: Academic staff by highest level of qualification	45
Table 6.3: Availability of academic staff by highest level of qualification	46
Table 6.4: Summary of PhD and Masters Holders over the past decade	47
Table 6.5: Staff development in higher education subsector.....	48
Table 7.1: Facility space to student ratios.....	50
Table 8.1: Computer Access at Higher Education Institutions	53
Appendix 1: Enrolment Summaries.....	57
Appendix 2: Programmes Accredited 2020/21	65
Appendix 3: Academic Staff.....	78
Appendix 4: Academic staff availability	85
Appendix 5: Staff Development	90
Appendix 6: Physical Infrastructure	96
Appendix 7: Books.....	102
Appendix 8: Computer Access	103

List of Figures

Figure 3.1: Trend of HEIs ownership 2010-2021	31
Figure 4.1: Enrolment growth over the past decade (2010-2021).....	34
Figure 4.2: GER versus percentage growth in enrolment over the period 2010-2021 ...	35
Figure 4.3: Male and female enrolment across categories of institutions.....	36
Figure 5.1: Programme accreditation performance 2015-2021	42
Figure 6.1: Growth of PhD and Masters Academic Staff over the period 2010-2021 ...	47
Figure 6.2: Staff development trends over the period 2010-2021	49

Preface

The National Council for Higher Education (NCHE) is mandated under Sect.5(b) of the Universities and Tertiary Institutions Act 2001 (as amended) to promote and develop the processing and dissemination of information on higher education for the benefit of the people. This is implemented annually through publications, among which is the State of Higher Education in Uganda.

It is my pleasure, our esteemed stakeholders, to introduce to you the State of Higher Education in Uganda for the year 2020/2021. It is a publication that will inform you about the State of Higher Education in Uganda. It is in addition aimed at guiding Higher Education (HE) policy direction in the country.

In the Academic Year 2020/21, the HE Sub-Sector made some recovery from Covid-19 after effects. Despite economic hardships as a result of the Covid-19 pandemic after effects, higher education institutions, especially universities, have demonstrated positive recovery. Most of the universities adopted blended teaching and learning based on emergency ODeL guidelines approved by NCHE. The Universities and Other Degree Awarding Institutions (ODAs) were also quick to adjust, and they implemented the guidelines as well. The Other Tertiary Institutions (OTIs), however, could not support ODeL because they lacked infrastructure, equipment and required skills. Sadly, about ten (10) OTIs ceased to operate during this period due to many challenges.

The Growth Enrolment Ratio (GER) slightly improved from an average of 5.3% in 2019/20 to 5.9% in 2020/21. Overall, the total enrolment improved from 264,908 students in 2019/20 to 268,908 students in 2020/21. This represented improvement by 1.39%. Generally, there is an improvement in STEM programmes both in accredited programmes and enrolment across public and private HEIs. The HEIs, however, are still grappling with inadequacy of equipment, laboratories and qualified academic staff at PhD levels of education. The experience of Covid-19 pandemic should act as revelation of challenges that threaten current and potential future gains in higher education. These issues require concerted effort from all stakeholders if the country is to realize the desired numbers and quality of human resource to achieve the goals of NDPIII and the long-term Uganda Vision 2040.

I wish to thank the Council for the guidance, Management for the supervision and the Directorate of ICT, Research and Innovation and the entire staff of NCHE for their tireless efforts to have this Annual Report published amidst all operational challenges exacerbated by Covid-19 pandemic. I also wish to thank all HEIs for providing the relevant data for the production of this report.

NCHE will disseminate the emerging issues raised in this report as per standard practice. It is our hope that all our strategic partners in higher education will contribute towards providing a competitive edge to higher education in Uganda.

A handwritten signature in dark ink, appearing to read 'Mary J. N. Okwakol', with a horizontal line underneath.

Professor Mary J. N. Okwakol
EXECUTIVE DIRECTOR

Acronyms and Definitions

ACCA	Association of Certified Chartered Accountant
AfDB	African Development Bank
DEP	Diploma in Education Primary
HEI	Higher Education Institutions
HEST	Higher Education Science and Technology
ICT	Information Communication Technology
IUIU	Islamic University in Uganda
MIS	Management Information System
MOES	Ministry of Education and Sports
MUBS	Makerere University Business School
MUST	Mbarara University of Science and Technology
NCHE	National Council for Higher Education
NTCs	National Teachers Colleges
PhD	Doctor of Philosophy
PMA	Plan for Modernisation of Agriculture
PPP	Public Private Partnership
R & D	Research & Development
STEM	Science Technology Engineering and Mathematics
STEMI	Science Technology Engineering Mathematics and Innovation
UBOS	Uganda Bureau of Statistics
UMI	Uganda Management Institute
UNCST	Uganda National Council for Science and Technology
UNEB	Uganda National Examination Board
UOTIA	Universities and Other Tertiary Institutions Act, 2001, as amended
ODAI	Other Degree Awarding Institution
ODeL	Open Distance eLearning
OTI	Other Tertiary Institutions
PPP	Public Private Partnership

Definitions

Gross Enrolment Ratio

The number of students enrolled at a level of education, regardless of age, as percentage of the population of official school age for that level.

Net Enrolment Ratio

The number of students enrolled at a level of education who are of official school going age for that level, as a percentage of the official school age population for that level.

Gross Tertiary Science Enrolment Ratio

The number of students enrolled in tertiary education in science, regardless of age, as a percentage of the population of the relevant age range. In this context, science refers to physical, natural, health, mathematical, engineering, computer, agricultural, architectural, forestry and fisheries sciences. It does not include social or metaphysical sciences.

Executive Summary

1.0 Introduction

National Council for Higher Education (NCHE) is mandated by the Universities and Other Tertiary Institutions Act, 2001 (as amended 2008) to regularly collect and publish information on higher education institutions in Uganda. This is done through its annual publication “The State of Higher Education and Training in Uganda” a production that summarises the status of key performance indicators in Ugandan Higher Education subsector. NCHE collects this data through various channels including monitoring visits, annual performance reports and by using tailor made tools that institutions process and submit to NCHE on a concluded academic year. The reports from HEIs and the media all show that despite some challenges in 2020/21, Higher Education Institutions (HEIs) have generally registered some recovery from Covid-19 after effects in most of the higher education statistical indicators. The subsections herein highlight these achievements and some of the perennial challenges.

1.1 The Higher Education Sub-Sectors at a glance

The State of Higher Education and Training in Uganda is an annual publication that provides quick reference on key indicators the Ugandan higher education sub-sector. Despite setback recorded in 2019/20 due to Covid-19 after effects that led to a decline in most of higher education statistical indicators, at least more than 70% HEIs showed promising recovery in 2020/21. The remaining 30% HEIs, dominated by Other Tertiary Institutions are still failing to cope with Covid-19 after effects. Also, it was observed that HEIs have continued to depend on tuition fees as a major source of income. Institutions have failed to diversify sources of funding amidst donor fatigue and have continued depending on tuition fees as a major source income. This has proven unsustainable due to fluctuations in student enrolments.

1.2 Higher Education Institutions

Table 1.1 summarizes the key indicators in 2020/21; generally, some improvement was registered in most of the higher education statistical indicators. The numbers of HEIs also increased from 227 in 2019/20 to 246 in 2020/21, representing an increase by 8.4%. The total number of public universities in 2020/21 was 9, private universities were 48 while other degree awarding institutions were 19. The rest of the higher education institutions were OTIs. This excludes those that have ceased to operate due to various reasons.

1.2.1 Institution ownership

In the year 2020/21, the overall picture shows that despite financial challenges, the private sector share still dominated ownership of higher education. The proportion of private institutions approximately 74% share, leaving only 26% under public ownership. Government owned a fair share of technical (60%) and health (57%) key to production and sustainability of a healthy & productive labour force.

1.2.2 Regional distribution

The Central Region continued to dominate the largest share of 56% with the majority of HEIs located in the greater Kampala region and the neighbouring districts of; Mukono, Mpigi, Wakiso and Masaka. The other three regions shared the remaining 44% with the northern region taking the lowest 11%. Needless to justify that this could be due to urbanization pull, where many citizens prefer to leave in urban areas. Government has continued to rationalize public universities across regions.

1.3.0 Enrolment

In 2020/21 student enrolment increased from 264,908 in 2019/20 to 268,908 in 2020/21; representing an improvement by 1.39%. The Ugandans students alone increased from 244,927 in 2019/20 to 249,131 (1.61%) while foreign student reduced from 19,981 in 2019/20 to 19,555 (0.92%) in 2020/21. The student numbers at the university level increased from 194,519 in 2019/20 to 197,655 in 2020/21 (1.61%) OTI registered 0.7% increase.

1.3.1 Gross Enrolment Ratio (GER)

In 2020/21, the higher education subsector registered some improvement in the GER. Whereas the student numbers at the universities and ODAIs grew by 1.61% and 2.0% respectively, the student numbers at OTI level improved by only 0.7%. Overall, these increases in student numbers improved the GER from 5.3% in 2019/20 to 5.9% in 2020/21. The GER of 5.9% is still lower than Sub-Saharan average of 9.4% and far below the global average of 36.7%. A lot more needs to be done to increase access and affordability of higher education without compromising the quality of education. However, increasing HEIs does not necessary increase GRE because a few existing HEIs are visibly struggling to raise student enrolments this is compromised. This shows the problem could highly be associated with the poverty levels in the country.

NCHE observes that there is sub-sectoral interdependence in education (primary, secondary, other tertiary and university) therefore, all subsectors of education need to improve transition rates so that the GER can improve towards the desired level. The

government may also need to revisit alternatives of funding higher education in the country if some of the GER is to improve.

1.3.2 Enrolment by gender and category of HEIs

In the year 2020/21, the number of male students improved from 144,347 in 2019/20 to 145,695 in 2020/21. The female student numbers on the other hand improved from 120,561 in 2019/20 to 122,991 female students in 2020/21. The universities enrolled the highest proportion of 73.5% followed by social development and business-related courses that shared 9.4%. The gender gap was wider at universities and technical categories while business had slightly more females than males.

1.3.3 Enrolment by discipline

There was improvement in the proportion of students enrolled in science and technology from 101,008 (38.1%) in 2019/20 to 107,498 (40%) in 2020/21. The proportion of students enrolled in Arts & Humanities declined from 61.9% in 2019/20 to 60% in 2020/21. The bigger proportion of technology enrolment however were pursuing ICT related technologies. The National Teacher Training Colleges enrolled about 30% of the students in science and technology.

1.3.4 Enrolment by nationality

The enrolment of Ugandan students alone improved from 244,927 in 2019/20 to 249,132 in 2020/2021 representing a 1.61% improvement. The enrolment of foreign students mainly from East African Community and some isolated cases from West Africa, Asia and Europe on the other hand dropped by 0.92% from 19,981 in 2019/20 to 19,554 in 2020/21.

1.4.0 Academic Staff

Overall, the reported number of academic staff improved by 7.3% from 12,187 reported in 2019/20 to 13,078 in 2020/21. Whereas the student numbers grew by 1.39%, the academic staff numbers with PhDs grew by only 1.12%. This number includes part-time lecturers.

1.4.1 Academic Staff by qualifications

Altogether there were 1,987 PhDs in 2020/21 compared with 1,965 in 2019/20 and 5,265 in 2020/21 compared to 5,161 master's degree holders reported in HEIs in 2019/20. Of these, about 92.5% were in the universities while 4.4% were in Other Degree awarding.

1.4.2 Academic Staff adequacy

At the university sub category, there were about 110 students to one PhD holder irrespective of professional area of specialization. The overall availability of PhD holders to overall student population in higher education is 135 students to one PhD holder, which is quite alarming. Moreover, this calibre of staff to generate new knowledge and to groom the up-coming scholars and steer the country's economy.

1.4.3 Academic Staff availability

Higher education institutions engage academic staff on full-time or part-time contractual terms. In 2020/21, there were 8,656 academic staff on full-time engagements and 5,195 on part-time engagements giving proportions of 66.2% and 33.8% full-time and part-time staff respectively. At the university category, the proportions were 72.5% and 27.5% for fulltime and part-time respectively. This is acceptable according to NCHE quality assurance framework.

1.4.4 Academic Staff development

In 2020/21, the statistics show that there was a low staff development at higher levels of education. There were 1997 in 2020/21 a slight improvement from 1,880 staff on development programmes in 2019/20. Those on PhD track were 570 in 2020/21 compared to 549 in 2019/20 representing a slight improvement of about 3.8%. Similarly, there were 741 at master's level in 2020/21 compared to 731 in 2019/20 representing a slight improvement of 1.3%. Staff development at higher levels of education has generally remained low. As noted in the previous report, there is need for a robust staff development policy designed to accumulate a stock of human capital that can steer the country's economy to desired levels. The country can only achieve this when all stakeholders exert concerted efforts in their areas of interest.

1.5.0 Accredited Programmes

In 2020/21, NCHE received 1,192 programmes for review compared to 1,004 programmes in 2019/20. Of these, only 992 were assessed and 45.2% fulfilled the minimum set criteria for respective programmes compared to 46.5% in 2019/20. Observably, the success rate in 2020/21 was still low due to the many pending facility verification visits that were delayed because HEIs had been closed for a considerable time due to Covid-19 pandemic. This prevented NCHE from conducting full scale facility verification visits.

1.5.1 Science Technology, Engineering and Mathematics (STEM) programmes

There were 47 STEM programmes accredited in 2020/21 of which 5 were at PhD level, 14 at masters and 27 while 48 were from OTIs and 12 were higher education certificates. The rest of the accredited programmes were in humanities disciplines.

1.6 Research and Innovation

HEIs reported less research but a majority of individual researchers both in public and private universities have continued to pursue individual researches. In an attempt to strengthen research, NCHE has developed close working relationship (including MoUs) with Uganda National Council of Science & Technology and other partners to ensure availability of and access to research fund. This will also improve regulation of research in HEIs. NCHE has also revamped its higher education review journal and researchers in higher education are encouraged to regularly submit their articles in line with the ongoing themes developed at NCHE.

1.7.0 Infrastructure

Infrastructure here includes lecture rooms/theatres, Library space, laboratories, staff and office space.

1.7.1 Lecture Space

The total lecture space reported in 2020/21 was 295,606 compared to 335,922 in 2019/20. This is possibly attributed to institutions that operated in rented premises and have failed to cope with rental costs given Covid-19 after effects. The space per student declined from 1.27m² per student in 2019/20 to 1.1m² in 2020/21 because of the decline in rented space.

1.7.2 Library Space

The total space dedicated for libraries reported decreased from 81,044m² in 2019/20 to 80,389m² in 2020/21. This decline however, had a negligible effect on overall ratio of library space per student.

1.7.3 Laboratory Space

The laboratories, facilities and equipment available do not correspond to the desired numbers. The total laboratory space available was 98,055m² in 2020/21 compared to 77,209m² in 2019/20; This could be a result of newly constructed laboratories especially in HEIs supported by ADB HEST Project.

1.7.4 Office space

This is an area that requires great improvement, although HEIs have made effort to provide space for administrators and guild offices, HEIs ignore academic staff yet that

space is vital for planning and for student consultations. Staff without office space will often find difficulties in conducting research and student supervision.

1.8.0 Information and Communication Technologies (ICT)

In 2020/21, the number of computers accessed by students was 20,823 as compared to 19,213 in 2019/20. The computers accessible to students (students + shared) gives access ratio of 12 students per computer a little improvement compared to 2019/20.

1.8.1 Internet connectivity

Overall, Internet connectivity, bandwidth and availability of e-resources are still wanting in higher education. Improvement of internet accessibility eases pressure on the physical space for the library. NCHE encourages HEIs to collaborate with e-resource and Internet service providers to increase access to e-resources.

1.8.2 Open Distance e-Learning (ODEL)

NCHE has accredited many HEIs programmes to be taught on ODeL platform. These programmes require well-developed ICT systems, well-equipped computer laboratories, robust servers and adequate bandwidth to withstand data transaction. The majority of HEIs however are ill equipped to handle these demands. At the universities level, ODeL monitoring reports showed that almost all universities had robust servers, weak monitoring systems and inadequacy of computers. The bandwidth remains inadequate to handle the demands. Generally, there is a gradual change in mindset and many staff have been trained in ODeL pedagogical skills which is promising.

1.9 Books

NCHE recommends that every HEIs must have a physical library and a stock of hard copy textbooks in their respective institutions. This is because bandwidth, access to; computers, internet, e-resources, and a conducive reading environment for students is still wanting. Many students do not have access to computers and smart phones that limits access to e-resources. In 2019/20, the number of hard copy textbooks dropped from 3,791,364 in 2019/20 to 3,669,932 in 2020/21. The student-book ratio irrespective of the titles declined from 14 books per student in 2019/20 to 13 books per student in 2020/21. This could improve if internet and computer access is improved to access e-resources

1.10 Funding

The data obtained from a few HEIs that complied reflected great deviations between planned budgets and actual budget realized. Institutions that depend on donor have

experienced donor fatigue where inadequate returns are realized. Other than public and a few private & church founded HEIs many struggle even with payment of staff salaries. HEIs and planners need to rethink of alternative sustainable sources of funding if higher education is to stay sustainable.

1.11 Key issues and suggested recommendations for consideration

This subsection provides extract of key issues that require NCHE and government mitigation. These include outstanding challenges, gaps identified in 2020/21 report and corresponding recommendations.

1.11.1 Governance, regulatory framework and funding

Key issues observed are:

- i. HEIs have failed to diversify sources of funding amidst donor fatigue and have continued depending on tuition fees as a major source income.
- ii. The students are from poor backgrounds and generally find it hard to meet the costs of higher education. This is the major cause of fluctuations student enrolments.
- iii. The observed slow adoption of ICT for teaching and learning, inadequate ICT infrastructure and skills requires continued dialogue with government on exempting HEIs on purchase of ICT infrastructure and consumables for educational purposes.
- iv. NCHE needs to expedite these issues to increase access higher education. There is need to engage Government and other stakeholders on increasing funding in HEIs.

1.11.2 Decline in enrolment and GER

Key issues:

Despite government permission to allow physical attendance, OTIs are still struggling with Covid-19 after effects. The student enrolments are still very low causing fear of sustainability especially for HEIs depending more on tuition. At NCHE we propose to engage HEIs identified in this category one-on-one basis as a way identifying their unique challenges seeking possible solutions. Additionally, rapid population growth projected at 3.1% for age group eligible for tertiary education increased the number in the age group not accessing higher education hence, negatively contributed to the drastic decline in GER. There could be other reasons but certainly, dependence on tuition from students of impoverished backgrounds and after effects of Covid-19 influenced this decline.

The GER of 5.9% is still lower than Sub-Saharan average of 9.4% and far below the global average of 36.7%. A lot more needs to be done to increase access and affordability of higher education without compromising the quality of education. However, increasing HEIs does not necessary increase GRE because a few existing HEIs are visibly struggling to raise student enrolments this is compromised. This shows the problem could highly be associated with the poverty levels in the country. The government may have to revisit funding higher education in the country if some of the GER is to improve

1.11.3 Inadequate staff and low staff development at higher levels

The proportion of academic staff engaged on part time basis especially those with PhDs is still higher as per NCHE Quality Assurance indicators. There is still need to pursue options of developing a stock of shared resources as indicated in the previous report;

NCHE could consider developing a stock of shared resource. An example is using ODeL mode of delivery where NCHE can share specialized and scarce human resources hosted at NCHE through video conferencing and other shared platforms. The other option is to advocate for staff development fund from government but also lobby key stakeholders to support HEIs in capacity building.

Staff development at higher levels of education has remained low. As noted in the previous report, there is need for a robust staff development policy designed to accumulate a stock of human capital that can steer the country's economy to desired levels. The country can only achieve this when all stakeholders exert concerted efforts in their areas of interest. NCHE needs to develop staff development policy and advocate for staff development across public and private institutions, after all private players are complementing the government role in provision of education and training.

1.11.4 Low investment in STEM programmes

Key issue- STEM capacity is still very weak

In order to strengthen STEM programmes in the country, government needs to invest more resources to develop infrastructure and train human resource at all levels of education because primary and secondary subsectors feed tertiary levels. Government needs to invest more resources to develop the laboratories, provide equipment and train human resource across all levels of education in line with in Uganda Vision 2040. The primary and secondary subsectors feed tertiary levels therefore, there should be a deliberate effort to develop STEM at all levels of education.

1.11.5 Inadequate ICT resources, Internet access and slow adoption of ODeL mode of delivery

Key issue - Limited connectivity

The bandwidth remains inadequate to handle the demands. Generally, there is a gradual change in mindset and many staff have been trained in ODeL pedagogical skills. Government needs to increase access to the national backbone and make ICT equipment & bandwidth affordable for education purposes. There is need to enforce on ICT pedagogical skills across all levels of education. Perhaps NCHE should engage government on developing common resources to implement ODeL in HEIs. Government needs collaborate with Internet Service Providers to increase internet access and make ICT equipment & bandwidth affordable for education purposes.

Perhaps government should also develop common resources to implement ODeL in OTIs. This could improve if internet and computer access is improved and every student can

access e-resources. HEIs and planners should rethink of alternative sustainable sources of funding if higher education is to stay sustainable.

1.11.6 Low research output and research fund

HEIs reported less research but a majority of individual researchers both in public and private universities have continued to pursue individual researches. A lot more needs to be done to improve research capacity in HEIs. So far, NCHE has developed close working relationship (including MoUs) with Uganda National Council of Science & Technology and other partners to ensure availability of and access to research fund. This will also improve regulation of research in HEIs. NCHE has also revamped its higher education review journal and researchers in higher education are encouraged to regularly submit their articles in line with the ongoing themes developed at NCHE.

Table1.1: Summary of the findings in 2020/21 compared with the previous academic years

	2013/14	2014/15	2015/16	2016/17	2017/18	2018/19	2019/20	2020/21	Change	%	Comment
Institutions	207	211	224	236	233	237	227	246	19	8.37%	Improved
Enrolment	247473	257855	254043	259027	261087	275254	264908	268686	3778	1.39%	Improved
Enrolment (Ugandan)	227217	236963	235100	240549	242088	254930	244927	249132	4204	1.61%	Improved
Enrolment (Foreign)	20256	20892	18943	18478	18903	20324	19,981	19,554	-426	-0.92%	Decline
Enrolment in Science	91389	95287	93878	95710	96602	101044	101008	107498	6490	6.43%	Improved
Enrolment in Arts (Humanities)	156083	162568	160164	163317	164485	174210	163900	161188	-2712	-1.65%	Decline
Enrolment by gender (Males)	138500	143212	140833	142069	142839	150190	144347	145695	1348	0.96%	Improved
Enrolment by gender (Females)	108973	114643	113210	116958	121248	125064	120561	122991	2430	1.98%	Improved
Gross Enrolment Ratio (GRE)	6.8	6.87	6.73	6.82	6.85	6.81	5.3*	5.9	0.6	11.3%	Decline
Academic staff (Overall)	11720	12854	13485	13967	12638	12659	12,187	13,078	891	7.31%	Improved
Academic Staff (Fulltime)	7308	7588	7732	8938	8632	8922	8131	8656	525	6.46%	Improved
Academic Staff (Part-time)	4412	5257	5293	5029	3956	3737	4056	5195	1139	28.1%	Increased
Academic Staff PhDs**	1114	1579	1755	1858	2109	2116	1965	1987	22	1.12%	Slightly
Academic Staff/Student Ratio	21	20	19	18	21	22	22	20	-2	-9.1%	Improved
Library Space in m ²	85079	85079	85079	86068	91366	94152	98,576	80,389	-655	-0.8%	Slightly declined
Library Space Ratio	0.34	0.33	0.34	0.33	0.35	0.34	0.37	0.30	-0.01	-2.20%	Slightly declined
Lecture Space in meters	250086.65	246085.3	256573	323158	324270	331239	335,922	295,606	-40316	-12.0%	Decline
Lecture Space Ratio (Overall)	1.01	0.95	1.01	1.25	1.24	1.2	1.27	1.1	-0.17	-13.4%	Slightly declined
Staff Development (Overall)	1654	1526	1606	1823	1873	1883	1880	1997	117	6.22%	Improved
Staff Development (PhD)	592	503	583	674	682	748	549	570	21	3.83%	Improved
Staff Development (Masters)	629	522	522	657	627	662	731	741	10	1.37%	Improved
Computers for Students	15913	15858	18085	21767	23672	25442	20237	20823	586	2.90%	Improved
Computers Access /Ratio	16	16	16	12	11	10	13	12	-1	-7.7%	Improved
Books Hard Copies	2727646	2655465	2740252	2750252	2785229	4613992	3791364	3669932	-121432	-3.20%	Decline
Book Ratio	11	10	11	11	11	16	14	13	-1	-7.1%	Decline

*Some improvement in GER

** PhD holders include part-time staff

Source: Computation based on NCHE data archives

2.0 Methodology

2.1 Introduction

As observed in previous reports, National Council for Higher Education (NCHE) cannot physically monitor all HEIs within a year given financial and human resource constraints. To address this, NCHE has continued collecting and publishing information on higher education statistics annually despite the limited funding. This information provides flagship on how HEIs are adhering or deviation from the quality assurance framework. This report provides statistics for all key indicators in higher education subsector.

The NCHE largely uses the approach of sending questionnaires to responsible officers at institutional level prior to the physical visits. NCHE liaises with focal persons identified in each higher education institution (HEI) who then play a central coordination role within their respective HEI. These officers provide centrally merged data from different schools, faculties, departments and units within the institution and return it to the NCHE Secretariat.

The year 2020/21 registered some recovery from Covid-19 after effects. Although some institutions still have challenges with record keeping which usually causes unnecessary delays, there is relative improvement noted. The technical staff have continued to address other associated challenges through follow ups on telephone calls, email communication or physical visit to the concerned HEI.

2.2 Methods of Data Collection

Like in previous years, NCHE uses blended methods of data collection. The technical staff sent data collection instruments for 2020/21 to institutions in advance and later, data collectors made field follow-up visits to retrieve these tools and to validate data provided. This offers opportunity to guide officers who had challenges filling some sections of the questionnaires. Other sources of data included annual reports and monitoring reports from these institutions. The NCHE developed an IMIS but the HEIs are rather slow in adopting it than envisaged due to challenges in ICT and internet access. The roll-out process has been extended to cover Eastern and Northern regions which hopefully will address some of the data collection challenges. The key data sources are;

2.2.1 Primary Sources with Self-Administered Structured Questionnaire

NCHE sends the questionnaires by e-mail together with instructions for filling them. Institutions can also access the tools through NCHE website. The technical staff review

these tools regularly to accommodate emerging issues and remove obsolete content. It is a requirement that the completed questionnaires filled by the focal persons and the head of the HEI must be endorsed before submission to NCHE to ensure authenticity of the data. The scheduled submission period has always been from June to September for the concluded academic year.

2.2.2 Secondary Sources

i. Annual Reports

It is a regulatory requirement that HEIs submit annual reports to the NCHE. Although compliance is still a challenge, these reports provide additional information that enriches data from primary sources.

ii. Inspections, Monitoring and Visitation reports

NCHE conducts inspections, monitoring and visitations to ensure adherence to set standards. These reports provide complementary information used to enrich the Status of Higher Education in Uganda report. All the information collected from the different sources is integrated and analyzed to assess institutions' capacity in delivering quality higher education.

2.3 Instruments of Data Collection

The structured questionnaires are the major data collection instruments of primary data for production of this report. NCHE encourages all institutions to populate all sections of data instruments for annual performance reporting. The instrument provides the following features:

- i. Accommodates the specific needs and interests of the Ministry of Education and Sports, NCHE and other stakeholders;
- ii. A joint statement at the top of the first page, informing all HEIs that there is a single data collection instrument for the Council and the Ministry;
- iii. A provision for authentication;
- iv. Adapted to the changing higher education landscape and data needs of all stakeholders.

2.4 Training Data Processing Officers from Higher Education Institutions

There is always need to train stakeholders in data collection cycle to ensure common understanding of the tools. In 2020/21, NCHE was not able to conduct any training workshop due to resource constraints. NCHE however conducted some a consultative

meeting on line to address recurrent issues on data quality. Some HEIs however could not participate because of limited connectivity at their respective HEIs. Nevertheless, training alone does not improve the quality of data; it requires diligence and total commitment to improving the quality of higher education in Uganda.

2.5 Timing of Data Collection

NCHE circulates the data collection instruments to HEIs in May before HEIs conclude the academic year. The target is to complete questionnaire between July and September however this was extended in 2020/21 to November to accommodate HEIs that lagged behind.

2.6 Limitations, Problems Encountered and Success Rate

HEIs do not often respond promptly as planned with exception of some 25% who responded within the stipulated time. Some questionnaires were returned with gaps, inconsistencies, and uncertainties. These however were cleared through telephone calls and emails. In some cases, data was provided in the formats not consistent with the questionnaire design or some institutions simply printed direct from their databases without any adjustments as required by the tools. Some HEIs filled the questionnaire selectively, excluding vital information on expenditure, sources of funding, staff by age, and student enrolment by age.

The NCHE implores HEIs to improve record keeping and adopt centralized data management system. The return rate for universities alone in 2020/21 was at 92% but the OTIs average was 80%, which was much better than in 2019/20. Overall, the response rate on data tools was at 85%. The 85% returns together with data from the secondary sources listed above guided analysis, findings and the overall conclusions in this report. It is our desire that HEIs embrace the use of the management information system developed at NCHE to address some of these limitations. This calls for greater co-operation from managers of all HEIs. NCHE target is to achieve a much higher, if not 100%, success rates. This calls for greater co-operation from managers of all higher education institutions.

2.7 Data verification, entry and analysis

Once NCHE received the data, the technical staff conduct verifications and corrected inconsistencies. The data received in 2020/21 registered improvement in quality. NCHE addressed emerging issues by seeking clearance from focal point persons (one-on-one basis). In conclusion, data entry, analysis and report writing summed-up the process.

2.8 Expected survey outputs

The expected outputs of the 2020/21 survey on HEIs were to:

1. Establish changes that have taken place since the 2019/20 survey and assess institutional recovery from Covid-19 pandemic after effects.
2. Assess Update data on student statistics (including enrolment, nationality, gender & age), determine staff adequacy, academic qualifications, and staff development at each level.
3. Among others, it will provide general information to policy makers, researchers, and other stakeholders.

It is our hope that management of respective HEIs will improve on timeliness and quality of data.

3.0 Higher Education Institutions

3.1 Introduction

The Universities and Other Tertiary Institutions Act, 2006 (UOTIA, 2006) as amended categorizes the higher education institutions in Uganda into three broad categories. These are Universities, Other Degree Awarding Institutions (ODAs) and Other Tertiary Institutions (OTIs). The ODAs are HEIs that are not universities but accredited to offer degree programmes in specialized areas as assessed by NCHE. The OTIs are largely diploma awarding HEIs, which comprise of mainly business, management & social development, technical, agriculture, and teacher training among others.

3.2.0 The higher education Institutions 2020/21 at a glance

The situation in higher education subsector has registered good recovery from Covid-19 pandemic after effects especially for the university and Other Degree Awarding Institutions. Apart from government and church owned HEIs, the OTIs are evidently still struggling to recover from the after effects of Covid-19. Table 3.1 summarizes the availability of HEIs for the survey and subsequent data submission.

Table 3.1: Summary of data returns by category 2019/20

Category	Total	Expected	%Returns
Universities	47	51	92%
Other Degree Awarding Institutions	18	19	95%
Business/Management/Social Development/	75	95	79%
Technical Colleges	8	9	89%
Health	25	33	76%
Theological	17	17	100%
Information & Communication Technologies/ Media	4	5	80%
Art and Design	2	3	67%
Agriculture/Forestry	3	4	75%
NTCs/Grade V Teacher Training	5	6	83%
Hotel and Tourism	3	4	75%
Total	209	246	85%

Source: Primary data

In this academic year, NCHE expected data from 246 accredited HEIs however only 209 were able to respond to the survey tools. This was approximately 85% response rate, the data for HEIs that failed to submit within the required period was patched based on submissions from monitoring and respective annual reports. NCHE also oversees some four (4) military training institutions but we deliberately exclude these institutions from analysis because of the sensitive nature of their training. These institutions offer specialized training whose awards are equated to their equivalents when need arises for purposes of joining formal higher education training or other statutory requirements.

Out of the 209 HEIs that complied with data submission, common challenges cited were:

- i. Officers responsible need refresher training on tools.
- ii. Laxity by some officers – there is need for administrators to ensure provision of annual statistics since it is a legal requirement.
- iii. Some HEIs filled tools partially because above stated laxity

Nevertheless, the 85% returns data extracted from monitoring and annual reports was a good representation of the status of higher education institutions.

3.2.1 The Universities and University Colleges

The Universities higher education subsector has continued to grow despite set back from after effects of Covid-19 pandemic. In 2020/21, there were 51 universities of which 9 were public universities, 19 ODAs and 176 OTIs. The universities and ODAs have continued to embrace blended learning in which both physical and Open Distance e-Learning (ODEL) modes are used for delivering training to ensure sustainability. Despite this drive, challenges of internet access, limited bandwidth and ICT infrastructure, user competencies & acceptability still prevailed. During this Academic Year, 29 universities, 3 ODAs and 8 OTIs were accredited to conduct blended learning. African Bible University and Victoria University attained Charter status. In the same period, Equator University of Science and Technology (EQUaT), and Unicaf University obtained provisional licenses to operate. Table 3.2 provides a list of all accredited universities.

Table 3.2: Accredited Universities 2020/21

Public Universities					
S No	Name	Address	Website	District	Year
1.	Makerere University ¹	P.O. Box 7062, Kampala	www.muk.ac.ug	Kampala	1922
2.	Mbarara University of Science and Technology	P.O. Box 1410, Mbarara	www.must.ac.ug	Mbarara	1989
3.	Gulu University	P.O. Box 166, Gulu	www.gu.ac.ug	Gulu	2002
4.	Kyambogo University	P.O. Box 1, Kyambogo	www.kyu.ac.ug	Kampala	2002
5.	Busitema University	P.O. Box 236, Tororo	www.busitema.ac.ug/	Busia	2007
6.	Muni University	P.O. Box 725, Arua	www.muni.ac.ug	Arua	2013
7.	Soroti University	P.O. Box 211, Soroti	www.su.ac.ug	Soroti	
8.	Lira University	P.O. Box 1035, Lira		Lira	
9.	Kabale University ²	P.O. Box 317, Kabale,	www.kabaleuniversity.ac.ug	Kabale	2005
Private Universities					
1.	Islamic University in Uganda	P.O. Box 2555, Mbale	www.iuiu.ac.ug	Mbale	1988
2.	Ndejje University	P.O. Box 7088, Kampala	www.ndejjeuniversity.ac.ug	Luwero	1992
3.	Uganda Martyrs University	P.O. Box 5498, Kampala	www.umu.ac.ug	Mpigi	1993
4.	Bugema University	P.O. Box 6529, Kampala	www.bugemauniv.ac.ug	Luwero	1994
5.	Uganda Christian University	P.O. Box 4, Mukono	www.ucu.ac.ug	Mukono	1997
6.	Nkumba University	P.O. Box 237, Entebbe	www.nkumbauniversity.ac.ug	Wakiso	1999
7.	Bishop Stuart University	P.O. Box 9, Mbarara	www.bsua.ac.ug	Mbarara	2006
8.	Kampala University	P.O. Box 25454, Kampala	www.ku.ac.ug	Kampala	2000
9.	Kampala International University	P.O. Box 20000, Kampala,	www.kiu.ac.ug	Kampala	2001
10.	Aga Khan University	P.O. Box 8842, Kampala	www.aku.edu	Kampala	2001
11.	Kumi University	P.O. Box 178, Kumi,		Kumi	2004
12.	Mountains of the Moon University	P.O. Box 837, Fort Portal	www.mmu.ac.ug	Kabarole	2005
13.	African Bible University	P.O. Box 71242, Kampala	http://africanbiblecolleges.org/uganda	Wakiso	2005
14.	Uganda Pentecostal University	P.O. Box 249, Fort Portal	http://upu.ac.ug/	Kabarole	2005
15.	Busoga University ³	P.O. Box 154, Iganga	www.busogauniversity.ac.ug	Iganga	1999
16.	St. Lawrence University	P.O. Box 24930, Kampala	www.stlawrenceuniversity.ac.ug	Kampala	2007
17.	Muteesa I Royal University	P.O. Box 14002	http://www.mru.ac.ug	Kampala	2007
18.	All Saints University, Lango	P.O. Box 6, Lira, Boroboro Hill	www.asul.ac.ug	Lira	2008
19.	International Health Sciences University	P.O. Box 8177, Kampala	Kampala, www.ihsu.ac.ug	Kampala	2008
20.	African Rural University	P.O. Box 16523, Kampala	http://aru.ac.ug/	Kibaale	2011

¹ Makerere University has 9 accredited colleges² Kabale University changed status from Private to Public University in 2015³ NCHE revoked the provisional license however, arrangement for Government takeover are ongoing

21.	Livingstone International University	P.O. Box 994 Mbale	http://livingstone.ac.ug	Mbale	2011
22.	Cavendish University	P.O Box 33145, Kampala	www.cavendish.ac.ug	Kampala	2008
23.	International University of East Africa	P.O. Box 35502, Kampala	www.iuea.ac.ug	Kampala	2010
24.	Victoria University	Jinja Road	http://vu.ac.ug/	Kampala	2010
25.	St. Augustine International University	P.O Box 26687, Kampala	www.saiu.ac.ug	Kampala	2011
26.	Virtual University of Uganda	P.O. Box 70773, Kampala	www.virtualuni.ac.ug	Kampala	2011
27.	Uganda Technology & Management University	P.O Box 73307, Kampala	http://utamu.ac.ug/	Kampala	2013
28.	Africa Renewal University	P.O. Box 35138, Kampala	www.africarenewaluniversity.org	Wakiso	2013
29.	Ibanda University	P.O. Box 35, Ibanda-Uganda		Ibanda	2014
30.	Team University	P.O. Box 8128, Kampala	www.teamibm.ac.ug	Kampala	2015
31.	University of Kisubi	P.O. Box 182, Entebbe	www.kbuc.ac.ug	Wakiso	2015
32.	Valley University of Science & Technology	P.O. Box 44 Bushenyi.	Web: www.vust.ac.ug	Bushenyi	2015
33.	Great Lakes Regional University	2Km along Kihiihi Rd Kanungu	http://greatlakesuni.ac.ug	Kanungu	2015
34.	ISBAT University	PO Box 8383, Kampala	www.isbat.ac.ug	Kampala	2015
35.	Ankole Western University	P.O. BOX 112, Kabwohe-Sheema		Kabwohe	2016
36.	University of the Sacred Heart Gulu	Gulu, Bardege Division	www.ush.ac.ug	Gulu	2016
37.	Metropolitan International University	P.O. Box 162, Kisoro-Uganda	www.miu.ac.ug	Kisoro	2016
38.	Avance International University	www.aiu.ac.ug	www.aiu.ac.ug	Kampala	2016
39.	University of St. Joseph, Mbarara (USJM)	P.O. Box 218, Mbarara	www.usj.ac.ug	Mbarara	2017
40.	Nile University (NiU)	P.O. Box 141, Arua		Arua	2018
41.	Fins Medical University (FMU)	P.O. Box 909, Fort Portal		Fort Portal	2018
42.	Limkokwing University of Creative Technology	P.O Box 683, Mukono	www.limkokwing.net	Mukono	2019
43.	Equator University of Science and Technology	P.O. Box 37633 Kampala	www.equsat.ac.ug	Masaka	2021
44.	Unicaf University	P.O. Box 264, Kampala	https://unicafuniversity.com	Kampala	2021

Source: NCHE data Archives

The Universities have adopted the strategy of decentralizing management into programme clusters to form University colleges. Makerere University for example reorganized its faculties into nine colleges as summarized in Table 3.3

Table 3.3: Accredited University Colleges 2020/21

No	Institutions Name and Address			District	Year
1.	Makerere University College of Health Sciences	P.O. Box 7062, Kampala	http://chs.mak.ac.ug/	Kampala	2009
2.	Makerere University College of Agricultural and Environmental Sciences	P.O. Box 7062, Kampala;	ttp://sas.mak.ac.ug/	Kampala	2011
3.	Makerere University College of Business and Management Science	P.O. Box 7062, Kampala;	http://bams.mak.ac.ug	Kampala	2011
4.	Makerere University College of Computing and Information Sciences	P.O. Box 7062, Kampala;	http://cis.mak.ac.ug	Kampala	2011
5.	Makerere University College of Education and External Studies	P.O. Box 7062, Kampala;	http://cees.mak.ac.ug	Kampala	2011
6.	Makerere University College of Engineering, Design, Art & Technology	P.O. Box 7062, Kampala;	http://cedat.mak.ac.ug	Kampala	2011
7.	Makerere University College of Humanities and Social Sciences	P.O. Box 7062, Kampala;	http://chuss.mak.ac.ug	Kampala	2011
8.	Makerere University College of Natural Sciences	P.O. Box 7062, Kampala;	http://cns.mak.ac.ug	Kampala	2011
9.	Makerere University College of Veterinary Medicine, Animal Resources and Bio-security	P.O. Box 7062, Kampala;	http://vetmed.mak.ac.ug	Kampala	2011
Public University College					
1.	Makerere University Business School	Plot 118, Old Port Bell Road, Nakawa		Kampala	
Private University Colleges and Campus					
1	Kampala International University School of Health Sciences	P.O. Box 256, Ishaka		Ishaka	2004
2	Bishop Barham University College (UCU Constituent College)	P.O. Box 613, Mukono	http://bbuc.ucu.ac.ug/	Kabale	2006
3	Nile University Campus - Uganda Martyrs University	P.O. Box 141, Arua	www.nileuniversity.ac.ug	Arua	2009
4	Uganda Christian University	Kampala Campus	www.ucu.ac.ug	Kampala	2014
5	Nkumba University, Kampala Campus	Kabaka Anjagala Road-Mengo		Kampala	2015
6	Uganda Christian University, Mbale (Constituent College)	P.O. Box 4, Mukono	www.ucu.ac.ug	Mbale	2015

Source: NCHE data Archives

3.2.2 Other Degree Awarding Institutions

In 2020/21, the total number of Other Degree Awarding Institutions (ODAI)s increased to 19. Out of the ten (19) ODAIs, nine (9) are private and only one (1) is a public institution specialized in management studies. Overall, 82% of the ODAIs were accessible. All government institutions in these categories were accessible and offices operated according to government guidelines. Table 3.4 summarizes accredited Other Degree Awarding Institutions. Table 3.4: Accredited Other Degree Awarding Institutions

Public	Address	Website/ Email:	District	Year
Uganda Management Institute	Jinja Road P.O. Box 20131, Kampala	www.umi.ac.ug	Kampala	1969
Private				
ESLSCA International Business School Uganda,	Box 37207, Kila Plot 10 Impala v.	http://uganda.eslsca.net/	Kampala	2013
Ernest Cook Ultrasound Research & Education Institute	P.O. Box 7161, Kampala	(ECUREI), Mengo Hospital	Kampala	2013
Westminster Christian Institute Uganda	P.O. BOX 21312 Kampala,	Email: wtsuoffice@gmail.com	Kampala	2014
Indian Institute of Hardware Technology, Uganda	P.O Box 33017, Kampala	Website: www.iiht.com ;	Kampala	2014
Institute of Hospice and Palliative Care in Africa	P.O Box 7757, Kampala	www.hospiceafrica.or.ug ;	Kampala	2014
Multitech Business School	P.O. Box 10923, Kampala	www.Multitech.co.ug/	Kampala	2014
YMCA Comprehensive Institute	P.O. Box 2871, Kampala	www.ymcakampala.org/	Kampala	2014
Uganda Baptist Seminary, Jinja	P.O. Box 1310, Jinja	ugandabaptistseminary.org	Jinja	2016
Africa Reformation Theological Seminary	P.O. Box 36916, Kampala Uganda	Email: info@arts.ac.ug	Wakiso	2016
Queen of Apostles Philosophy Centre, Jinja	P.O. Box 798, Jinja	www.pcjuganda.org	Jinja	2021
Africa Institute of Music	Bukasa close, Zone A, Muyenga, Plot 2407 P.O Box 23155, Kampala		Kampala	2021
St. Thomas Aquinas National Major Seminary- Katigondo	P.O. Box 232, Masaka	www.katigondoseminary.org	Masaka	2021
St Mbaga National Major Seminary	P.O. Box 4165, Kampala	www.nationalsseminaryggaba.org	Kampala	2021
Uganda Marty's National Major Seminary, Alokolum	P.O. Box 717, Gulu	www.ugmartyrsem.ac.ug	Gulu	2021
St. Paul's National Major Seminary – Kinyamasika	P.O. Box 39, Fort Portal	www.kinyamasikaseminaryna t.com	Fort Portal	2021

Source: NCHE data Archives

3.2.3 The Other Tertiary Institutions

In this category contained 176 HEIs of which 50 were Public, 22 had a Certificate of Classification while 104 had Provisional Licenses. Apart from technical colleges, National Teachers Colleges, and Agriculture/Forestry, owned by government, a few private institutions owned by churches and other organizations have equally demonstrated recovery from after effects of Covid-19 pandemic. It is our desire that all HEIs overcome setbacks presented by after effects of Covid-19 pandemic. Table 3.5 summarizes public and private Other Tertiary HEIs.

Table 3.5: Accredited Other Tertiary Institutions

Institutions Category, Name and Address			District	Year
Commercial, Hotels, Social Development, Science & Technology				
Pearl Crest Hospitality Training Institute	Plot 23/29/31 Garuga Road, Ttende Estate P.O. Box 29880, Kampala	pearlcrest@utlonline.co.ug	Kampala	2004
Makerere Institute of Social Development	Plot 807, Sir Apollo Kaggwa Road		Kampala	2006
Makerere Business Institute	Plot 489 Sir Apollo Kaggwa, P.O Box 10325 Kampala	www.mbi.ac.ug	Kampala	2006
Management and Accountancy Training Co. Ltd	P.O. Box 10139, Industrial Area,	www.matuganda.com	Kampala	2006
The College of Professional Development	P.O. Box 10139, Jinja Road	http://cpd.ac.ug/	Kampala	2007
Datamine Technical Business School	Bat Valley Crescent P.O. Box 16399, Kampala		Kampala	2007
Nyamitanga College of Business Studies	P.O. Box 150, Mbarara		Mbarara	2007
African College of Commerce and Technology	P.O. Box 301, Kabale		Kabale	2007
Uganda Institute of Banking & Financial Services	P.O. Box 4986, Kampala,	www.uibfs.or.ug	Kampala	2008
Nile Institute of Management Studies	P.O. Box 889, Arua		Arua	2008
Institute of Advanced Leadership	P.O. Box 34001, Kampala	www.ialuganda.ac.ug	Kampala	2008
Kabalega College, Masindi	Plot 1 Block 6, Buruli LRV 49		Masindi	2008
APTECH Computer Education	Plot 22, Entebbe Rd, Box 28220, Kampala	www.aptech-education.com	Kampala	2010
Mbarara Institute for Social Development Uganda	P.O. Box 793 Mbarara, Tel: 0755427388,		Mbarara	2010
Makerere Business Training Centre	Plot 1102, Kubiri, Bombo Rd, Kampala		Kampala	2011
Jimmy Sekasi Business Institute	Plot 4925 Block No 244, Kabalagala- Muzaana Zone	http://jimmysikasiinstitute.com/	Kampala	2011
Kampala International College	Plot 3 Rubaga Rd, P.O. Box 28321, Kampala		Kampala	2011
UMCAT School of Journalism and Mass Communication	Block 10, Plot 171 Mufunya Rd, Namirembe-Bakuli, P.O.Box 34939 Kampala		Kampala	2011
Buganda Royal Institute of Business & Technical Training Education	Mengo Hill, P.O. Box 29599, Kampala,	http://www.bribte.com/	Kampala	2011
Global Professional Solutions	Colline H'se, Pilkington Rd, Kampala, P.O. Box 7014 Kampala,	www.gps-hq.com	Kampala	2011
YWCA Vocational Training Institute	George Street 2108, Kampala, P.O Box 2108, Kampala,		Kampala	2011
Rukungiri Institute of Management,	P.O. Box 88, Rukungiri		Rukungiri	2012
East African Institute of Management Science	P.O Box 701 Gulu		Gulu	2012

Institutions Category, Name and Address			District	Year
Fountainhead Institute of Management & Technology (FIMAT)	P.O. Box 973, Lira, Tel: 0392888184/0774181007,	www.fimat.ac.ug	Lira	
Al-Mustafa Islamic College	Plot 5, Luthuli drive, Bugolobi, P.O. Box 26175 Kampala Tel: +256414500078	Email: info@aiuc.ac.ug, , www.aiuc.ac.ug	Kampala	2012
World Wide Training College,	P.O. Box 37120, Kampala, Uganda		Kampala	2012
Gulu Institute of Health Sciences	P.O. Box 430 Gulu	http://guluihs.com	Gulu	2012
East African Professional Counselling Institute,	Plot 771, Angi House, Makindye Division		Kampala	2012
Uganda Christian Institute for Professional Development	Plot 36-40, Agwatta Road, P.O. Box 254, Lira.		Lira	2013
Caritas Counseling and Training Institute,	Obiya East, Lacor Road, Bar Dege Division, P.O. Box 261, Gulu,	Email: counsellingprogram@gmail.com	Gulu	2013
Uganda Catholic Management and Training Institute	Plots 1123, 409, 502, 503 and 809, Rubaga, P.O. Box 14267, Kampala.		Kampala	2013
Makerere College of Business and Computer Studies,	Block 5, Plot 342 Kagyera, Nothern Ward A, P.O.Box 153, Rukungiri		Rukungiri	2013
VTECH Academy (Formerly BCI-Wrox Academy),	Plot 54, Kampala Road, Damanico Building, P.O. Box 30902, Kampala		Kampala	2013
Makerere Metropolitan Management Institute,	Plot 439, Sir Apollo Kagwa road, P.O. Box 11538, Kampala,	E-mail: makereremetropolitan@yahoo.co.uk	Kampala	2013
Engineering Management and Innovation Institute (EMI),	Plot 2069 Kasokoso Road, Kireka, Kampala	, P.O. Box 23545 Kampala, www.emi.ac.ug	Kampala	2013
Monaco Institute of Business and Computer Science,	Plot 595/15, Mbogo Road Kibuli, P.O Box 26409 Kampala,	Email: info@monaco-technology.com	Kampala	2013
Nile Vocational Institute,	Plot 89-101 Buikwe Road, P.O.Box 1829, Jinja -Njeru,	http://nviuganda.org/	Jinja	2013
Axial International College,	Plot 245, Tank Hill Rd, Muyenga, P.O. Box 75882 Kibuye-Kampala,	www.axial.co.ug	Kampala	2013
Alliance Vocational School, Kitwe Cell, Kyaruhanga ward Ibanda,	P.O.Box 32, Ibanda		Ibanda	2013
Namasuba College of Commerce, www.namasubacollege.com	P.O.Box 9813, Kampala, , Tel: +256414272306,	Email: ncc30@hotmail.com	Kampala	2013
International Institute of Business and Media Studies (IBBMS)	Bukesa Parish, Old Kampala, P.O.Box 30422, Kampala,	www.iibms.educ.ug.com	Kampala	2013

Institutions Category, Name and Address			District	Year
Management Institute of Science & Technology (MIST)	3 Km Lira –Kitgum Road, Tel: +256778639777, +256703311151		Lira	2013
East African School of Taxation	Conrad Plaza, Plot 22 Entebbe Road, P.O. Box 34439, Kampala,	www.taxation.east.co.ug	Kampala	2013
Africa Population Institute	Plot 155, Block 5, Kyebando Road, P.O. Box 10842, Kampala		Kampala	2013
Meritorious Biz Tech College	Ham Towers, 4 th Floor, P.O. Box 923, Kampala, Tel : +256776235423		Kampala	2013
St. Benedict Technical College	Kisubi, 1 Km Off Entebbe Road, P.O. Box 57 Kisubi,	stbenedict012@yahoo.com , Tel: 0793292790	Entebbe	2014
Maganjo Institute of Career Education,	10 Km Bombo Road, Box 12346, Kampala, Tel: 0414566960/ 0772415205,	http://maganjoinstitute.co m/	Wakiso	2014
Institute of Petroleum Studies, Kampala,	Tank Hill Road Muyenga-Kisugu, Tel: 0414695610/0781059885,	http://ipsk.ac.ug	Kampala	2014
Techno Brain U Ltd	P.O Box: 33339 Kampala, Telephone:+256-3122-63066	www.technobrainltd.com	Kampala	2014
Sai Pali Institute of Technology & Management,	P.O. Box 75252, Kampala, Tel:+256-414-257534 Mob: 0754511990,	www.saipaligroup.com	Kampala	2014
Luigi Guissani Institute of Higher Education, Sentamu Jagenda Road	Plot 828-829, Luzira, P.O. Box 40390, Kampala, Phone: +256 0414 222513-7		Kampala	2014
Development Studies Centre, Plot 140A – 148A Bulemba Road, Mbarara Municipality,	P.O. Box 208 Mbarara, Tel: Mobile: 0772-665458		Mbarara	2014
African Ark College of Management Sciences,	P.O. Box 590, Kasese Tel:+256-756-987602/ +256-7772-567567		Kasese	2014
Universal Virtual Content Academy,	P.O Box 22144, Kampala- Uganda, Tel: +256414692359	www.uvc.ug , E-mail: info@uvc.ug	Kampala	2014
Institute of Accountants and Vocational School- Kyotera	P.O. Box 249, Kyotera, Tel: +256772659386 , +256772951266,		Rakai	2014
Insurance Institute of Uganda,	P.O. Box 4184, Kampala, Tel: 041114 577169; 0772 4102,	E-mail: info@iiu.ac.ug , www.iiu.ac.ug	Kampala	2014
Makland Institute of Business & Management,	P.O. Box 29016 Kampala, Tel: +256-414693612 +256-787018264		Kampala	2014
Institute of Social Work & Community Development,	Namirembe –Balintuma Road, P.O. Box 9706, Kampala, Tel: 0392961355,	ww.usiswcd.ac.ug	Kampala	2015
Salaama Vocational Education Centre,	P. O. Box 88, Lyantonde, Tel:+256 790 911 662,	www.svec.ac.ug	Lyantonde	2015

Institutions Category, Name and Address			District	Year
Global Institute of Information Technology & Business, 4th Floor, Haruna Plaza, Bwaise Rd,	Tel: +256 (0)712 945 602, +256 (0)702 516 354, Kampala		Kampala	2015
Destiny International Business Institute, 2nd Floor, Bonaza building,	Plot 437 Sir. Albert Cook Rd, Bakuli-Mengo, Kampala, P.O. Box 1014, Kampala		Kampala	2015
Institute of Management Science & Technology (IMSAT) Mbale,	P. O. Box 12 Mbale, Tel: (045) 443-6019		Mbale	2015
Management & Development Training Centre (MDTC Lira), Lira Municipality	Kichope Village, Ober Parish, Ojwina Division, PO Box 157 Lira		Lira	2015
Human Technical & Business College,	Plot 7-13, Cecilia Ogwal Road, Cathedral Village, Alito Camp Parish, Ojwina Division-Lira Municipality		Lira	2015
Hopenet Training Centre, UEB Village, Church Road,	Mulago ward II, Kawempe Division, Kampala		Kampala	2015
Labour College of East Africa (LCEA),	Plot 227, Sir Albert Cook Road, Mengo-Kampala		Kampala	2015
Kampala Institute of Vocational Training & Business studies (KIVTBS	Makindye-Kizungu zone, Along Luwafu-Salama Road, PO Box 12608, Kla		Kampala	2015
Rubindi Vocational Institute, Rubindi Town Council,	Mbarara-Ibanda Road, P.O. Box 1243, Mbarara, Tel: 0772-652502/ 0704-6525027/ 0706-123956		Mbarara	2015
Web Info-Net Institute of Technology (WIN-IT),	Ham Towers, Makerere, P.O Box 21156, Kampala,	info@webinfonet.co.ug	Kampala	2016
Rosa Mystica Business Institute (RMBI),	Plot 3988, Hoima Road, Nakulabye-Kampala, P.O Box 5455, Kampala,	mistikoraws@gmail.com	Kampala	2016
Kampala Centre for Logistics & Transport Studies (KCLTS),	Nantabulilirwa Hill, Seeta Mukono, P.O. Box 10730 Kampala.		Mukono	2016
YMCA College of Business Studies, Jinja,	Plot 16/24 Nalufenye Road, 1½ kilometre at the Eastern- River Nile, Jinja Municipality, Jinja District.		Kampala	2016
Institute of Accountants and Commerce, Okaliba Village, Adalafu Parish, Pajulu Sub County, Arua	P.O. Box 467, Arua, Tel: 256 471660723		Arua	2016
Iriata International Institute of Management and Leadership,	P.O. Box 1191, Arua		Arua	2017
Universal Institute of Graphics and Technology	P.O. Box.. Kampala		Kampala	2017
Kigumba Business and Vocational Institute,	P.O. Box 83, Kigumba		Kigumba	2017

Institutions Category, Name and Address			District	Year
Kitgum Business Institute, First Jenge Village, Central Division,	P.O.Box 40, Kitgum		Kitgum	2018
Informatics Management Institute (IMI),	Minia zone (Moyo Rd), P. O. Box 111 Adjumani, Tel: +256 777137359,	www.imi.ac.ug	Adjumani	2018
Kyotera College of Business Studies, Kyotera,	Tel: 0702908765; 0783177400		Kyotera	2019
Johnass International College of Health Sciences,	Njeru Town Council – Buikwe District; Tel: 0434 660 414		Buikwe	2019
Malaika Vocational and Business Institute,	P.O Box 29452, Kampala; Tel:0776132232; 256 393 193354,	Email: info@malaikainstitute.com	Kampala	2019
Institute of Forensics and ICT Security; Ntinda Complex,	Block B, Level 4 opposite St. Luke Church; P.O Box 40292 Kla; Tel: 0414231136; 0784270586		Kampala	2019
Vision for Africa International Christian College,	Mukono District, 10 km off Mukono – Kayunga Road,	www.africanchristiancollege.org	Mukono	2012
Bible/ Theological Colleges				
Kampala Evangelical School of Theology, Makerere Hill,	Plot 81/84/P.O.Box 16704, Kampala, Uganda		Kampala	2006
Uganda Bible Institute,	P.O. Box 4 Mbarara, www.ugandabibleinstitute.org/		Mbarara	2008
Uganda Martyrs Seminary, Namugongo,	P.O. Box 31149 Kampala		Kampala	2008
African International Christian Ministry College of Science & Technology (AICM-CST),	P.O.Box 459, Kabaale		Kabale	2011
Pentecostal Theological College,	Mbale, Box 149, Kampala,	principal@pentecostalcollege.org	Mbale	2011
Reformed Theological College, Bunamwaya,	Box 11701, Kampala,	www.rtc.edu.au	Wakiso	2011
All Nations Theological College and Seminary,	Bwerenga (near Lake Victoria), 5km off Kawuku along Kampala–Entebbe		Wakiso	2012
Glad Tidings Bible College,	Makerere Hill Road, P. O. Box 2560, Kampala, Uganda, , Tel: +256-414 -530524	Email; gtbc@gladtidingsbc.org	Kampala	2014
Yesu Akwagala Bible College,	P.O. Box 4932, Kampala, Tel: +256787108535/+256712995319	Email: yesuabc@gmail.com,	Wakiso	2014
Global Theological Seminary	Old Kakira Rd Wairaka Kira Jinja, Tel: 0772453999 / 0775199609		Jinja	2014
Word of Life Africa Bible Institute,	Plot 4374, Lumuli Kitende-Off Entebbe Road. Tel: 0414-573328, Mob: 0753-449342	www.woluganda.org	Wakiso	2014
Covenant Bible Institute of Theology & Seminary,	P.O. Box 72, Mbale, Uganda		Mbale	2015

Institutions Category, Name and Address			District	Year
Agricultural Colleges				
Kyera Agricultural Training College, Mbarara – Kyera,	P.O. Box 1577 Mbarara, Tel: 0772859909 / 0750795555	, Email: kftcmba@yahoo.com	Mbarara	2012
Mityana Agro-Vet Institute, E-mail:	P.O Box 183 Mityana, Tel: 0782841821/0772954662/0782393889,	mityanaagrovetinstitute@gmail.com	Mityana	2015
St. Mathias Mbuye Agricultural College,	P.O.Box 70, Kyotera		Rakai	2017
Health Science Institutions				
Kampala School of Health Sciences,	Plot 3 , Rubaga Road, Box 4551, Kampala, Tel: 0312100171/ 0700563464		Kampala	2015
Kabale Institute of Health Sciences,	Plot 6A Bunigo Rd Kabale		Kabale	2006
Mildmay Uganda,	P.O.Box 24984, Entebbe,	www.mildmay.org	Entebbe	2009
Medicare Health Professionals College,	Plot 975 Balintuma Rd, P.O Box 16476 Kampala,	www.medicarecollege.com	Kampala	2009
Kampala Institute of Science & Technology,	P.O. Box 14274, Kampala. Tel: 0712-271264/0779-837314/0312-612046		Kampala	2015
Indian Institute of Health and Allied science, Kampala,	Plot 60, Bombo Road, Opp. YMCA, P.O. Box 21234, KLa		Kampala	2016
St. Francis School of Health Sciences, Mukono,	P.O. Box 111, Mukono		Mukono	2017
St. Francis Hospital Nsambya Training School,	P.O. Box 7146, Kampala, e-mail:	nsambyatrainingssch@hotmail.com	Kampala	2017
International Institute of Health Sciences			Jinja	2017
Performing Arts, Music, and Design Colleges				
Nagenda International Academy of Art and Design,	P.O. Box 29341, Kampala,	http://niaadacademy.com	Kampala	2008
Michelangelo College of Creative Arts,	P.O. Box 7, Kisubi,	www.mccak.com, info@mccak.com	Kampala	2008
Artfield Institute of Design, Plot D Katalima Road, Naguru,	P.O. Box 22095, Kampala,	www.artfieldinstitute.com	Kampala	2010
Africa Institute of Music, Bukasa close, Zone A, Muyenga,	Plot 2407 P.O Box 23155, Kampala, 0312282589/ 0772577748		Kampala	2011

Source: NCHE data Archives

3.3 Regional Distribution of Higher Education Institutions

The Central Region continued to dominate the largest share of 59% with the majority of HEIs located in the greater Kampala region and the neighbouring districts of; Mukono, Mpigi, Wakiso and Masaka. The other three regions shared the remaining 41% with the northern region taking the lowest 10% as indicated in Table 3.6.

On public universities, government has continued to rationalize regional distribution of across regions. The most recent additions include Kabale University in Kigezi region, Mountains of the Moon University in Tooro and ongoing transition of Busoga University into a public university. Table 8 below shows the distribution of HEIs by category.

Table 3.6: Regional Distribution of Institutions 2020/21

Category	Central		Eastern		Northern		Western		Total
Universities	28	51%	5	12%	5	12%	13	25%	51
Other Degree Awarding	15	100%	2	0%	1	0%	1	0%	19
Technical Colleges/Survey & Land Management	5	50%	1	10%	2	20%	2	20%	10
Teachers Colleges	1	17%	1	17%	3	50%	1	17%	6
Business/Management/Social Development	55	58%	5	7%	9	12%	18	24%	87
Health	17	55%	9	29%	2	6%	5	10%	33
Agriculture/Fisheries/Forestry	3	60%	0	0%	1	20%	1	20%	5
Theology	11	60%	4	27%	0	0%	2	13%	17
Art and Design	3	100%	0	0%	0	0%	0	0%	3
ICT and Media	5	100%	0	0%	0	0%	0	0%	5
Hotel and Tourism	2	50%	1	25%	0	0%	1	25%	4
Law Development	1	100%	0	0%	0	0%	0	0%	1
Aviation and Meteorology	1	50%	1	50%	0	0%	0	0%	2
Petroleum	0	0%	0	0%	1	100%	0	0%	1
Cooperatives	0	0%	1	50%	1	50%	0	0%	2
Military Colleges*	0	0%	3	75%	0	0%	1	25%	4
Total	147	56%	33	14%	25	11%	45	19%	246

* The 4 military colleges are excluded from analysis leaving 246 Institutions

Source: Primary data

3.4 Institutional ownership by category

In the year 2020/21, the overall picture shows that despite setbacks of after effects of Covid-19 challenges, private sector/investors share still dominated ownership of higher education. The number of private institutions was at 189, (Table 3.7) which corresponds to approximately 76.8% share, leaving only 23.2% under public ownership. A quick look at the technical and health categories that are key to production and sustainability of a healthy and productive labour force shows government owned above average large shares, that is 60% of technical HEIs but only 45% of health institutions. If government is

to achieve the desired goal in Science, Technology, Engineering, Mathematics and Innovation (STEMI) as envisaged in Uganda Vision 2040, then policy makers should endeavour to strengthen support on health and technical categories of HEIs for both public and private without discrimination.

Table 3.7: Public/Private share of institution ownership

Institution Category	Private Share		Public Share		Overall
	No.	%	No.	%	Total
Universities	42	82.4%	9	17.6%	51
ODAs	18	94.7%	1	5.3%	19
Agricultural /Fisheries/Forestry	1	25.0%	3	75.0%	4
Art and Design	3	100.0%	0	0.0%	3
Business related and Social Development	79	91.9%	7	8.1%	86
Health	18	54.5%	15	45.5%	33
ICT and Media	4	80.0%	1	20.0%	5
Aviation/Meteorology	0	0.0%	2	100.0%	2
National Teachers Colleges	1	16.7%	5	83.3%	6
Hotel and Tourism	2	50.0%	2	50.0%	4
Law Development	0	0.0%	1	100.0%	1
Tech Colleges/Survey & Land Management	4	40.0%	6	60.0%	10
Theological	17	100.0%	0	0.0%	17
Petroleum	0	0.0%	1	100.0%	1
Military Colleges	0	0.0%	4	100.0%	4
Total	189	76.8%	57	23.2%	246

Source: Primary data

Although private investors supplement government effort in higher education, it is worth noting that they do it in expectation of private profits. However, it is difficult to realize profits in higher education investment because of higher costs of input. Like in industrial sector, there is need for enabling policy environment that supports private providers of higher education to strike a win-win balance in provision of higher education. This policy move may enable private HEIs build capacity without compromising desired quality. The continued dominance of provision of higher education and training by private players for the past decade (Figure 3.1) reveals a demand gap in higher education that Government of Uganda cannot currently fill. In the university subsector alone, government owns approximately 17% of universities while 83% are owned by private investors.

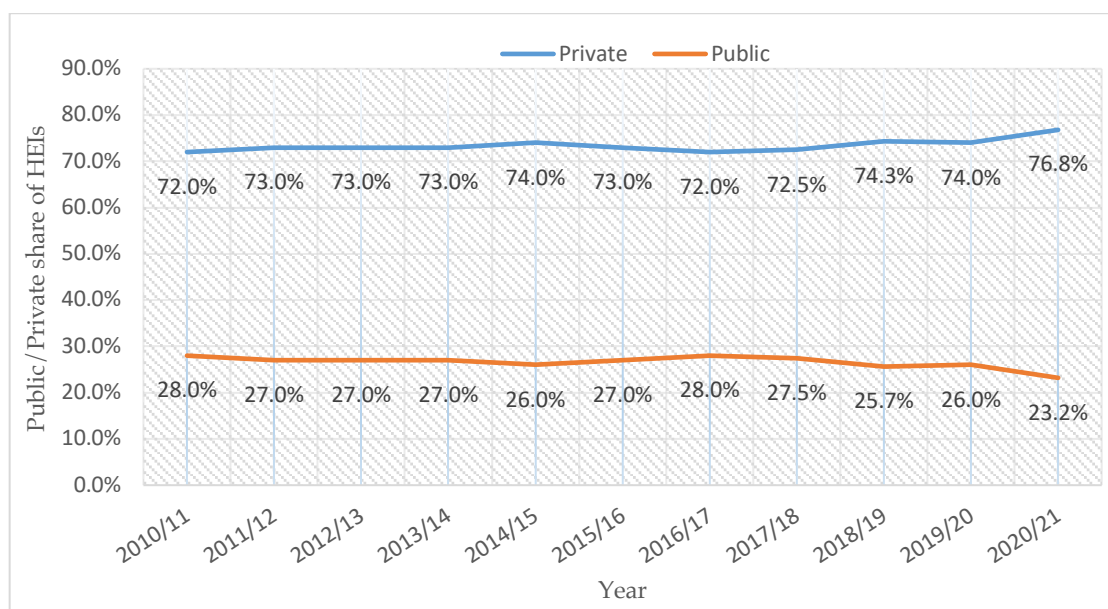


Figure: 3.1. Trend of HEIs ownership 2010-2021

Source: Generated from Primary data and &NCHE data archives

3.5 Pathways to access higher education in Uganda 2019/20

The pathways to access higher education have not changed since 2014. The Quality Assurance Framework for Universities and the Licensing Process for Higher Education Institutions, January 2014 prescribes alternative avenues for entry to programmes in Ugandan higher education system that every institution must adhere. These requirements are specified for degree and diploma and postgraduate programmes.

The minimum entry requirements for the degree programmes include:

- Direct entry from schools: Uganda Certificate of Education (UCE) with at least five (5) passes and two principal passes at Uganda Advanced Certificate of Education (UACE) or its equivalent.
- Mature age: The candidate must be 25 years of age and above and must have passed the mature age entry examinations with at least 50% mark. The National Council for Higher Education must approve the institutions that conduct mature age examinations.
- Diploma obtained at a credit or distinction level in a relevant field from a recognized institution; or
- Higher Education Certificate- abridging course for Advanced Level Equivalent. It is a requirement that National Council for Higher Education must have

accredited the bridging course before any HEI administers it to prospective students.

The minimum requirements for admission to a diploma programme include:

- a) Direct entry from schools: Uganda Certificate of Education (UCE) with at least five (5) passes; and
- b) Uganda Advanced Certificate of Education (UACE) with one (1) principal pass and two subsidiaries passes obtained at the same sitting or its equivalent.

Lastly, for postgraduate programmes the minimum admission requirements are;

- a) For master's degree, a bachelor's degree or its equivalent; and
- b) For a doctoral degree, a master's degree or its equivalent.

Over the past years of operations, NCHE observed that some HEIs try to evade admission requirement and admit students who do not meet the minimum admission requirements. These institutions have had to pay dearly for their actions, the worst case scenarios were a revocation of operating license. NCHE advises HEIs to desist from this temptation and stick to the stipulated admission guidelines.

3.6 Concluding remarks

- i. The Universities higher education subsector has continued to grow despite set back from after effects of Covid-19 pandemic
- ii. Universities and ODAs have continued to embrace blended learning in which both physical and Open Distance e-Learning (ODEL) modes are used for delivering training to ensure sustainability
- iii. Despite this drive, challenges of internet access, limited bandwidth and ICT infrastructure, user competencies & acceptability still prevailed.
- iv. Data was obtained from 89% institutions that complied but returns for each cluster guided conclusions drawn for each category.
- v. Common challenges cited were that most officers responsible are new and require urgent training on tools. There is still laxity among some officers in providing data updates.
- vi. Central Region continued to dominate the largest share of 59% with the majority of HEIs located in the greater Kampala region and the neighbouring districts
- vii. Government has continued to rationalize public universities across regions amidst meagre resources.
- viii. The private higher education providers continue to dominate ownership of HEIs (76.8%) leaving only 23.2% under public ownership

- ix. The continued dominance of provision of higher education and training by private players for the past decade reveals a demand gap in higher education that Government cannot currently fill. This calls for public/private partnership (PPP) in higher education.
- x. NCHE has continued to embrace widening access to higher education by accrediting Higher Education Certificate- abridging course for Advanced Level Equivalent. Students who do not obtain minimum number of principal passes need not waste time repeating 'A' level but can pursue their dreams through a relevant bridging programme accredited by NCHE.

4.0 Enrolment in Higher Education Institutions

The overall total enrolment in HEIs improved dismally by 1.39% from 264,908⁴ in 2019/20 to 268,686 in 2020/21. The universities and ODAIs registered increase in enrolments of 1.6% and 2.0% respectively as compared to increases in 2019/20 which were 1.1% and 3.6% respectively. The females students at the university level particularly increased by 2.8% from 87,392 in 2019/20 to 89,818 in 2020/21. Overall, enrolment has been increasing at decreasing amounts but the years 2015/16 and 2019/20 were most affected (Figure 4.1).

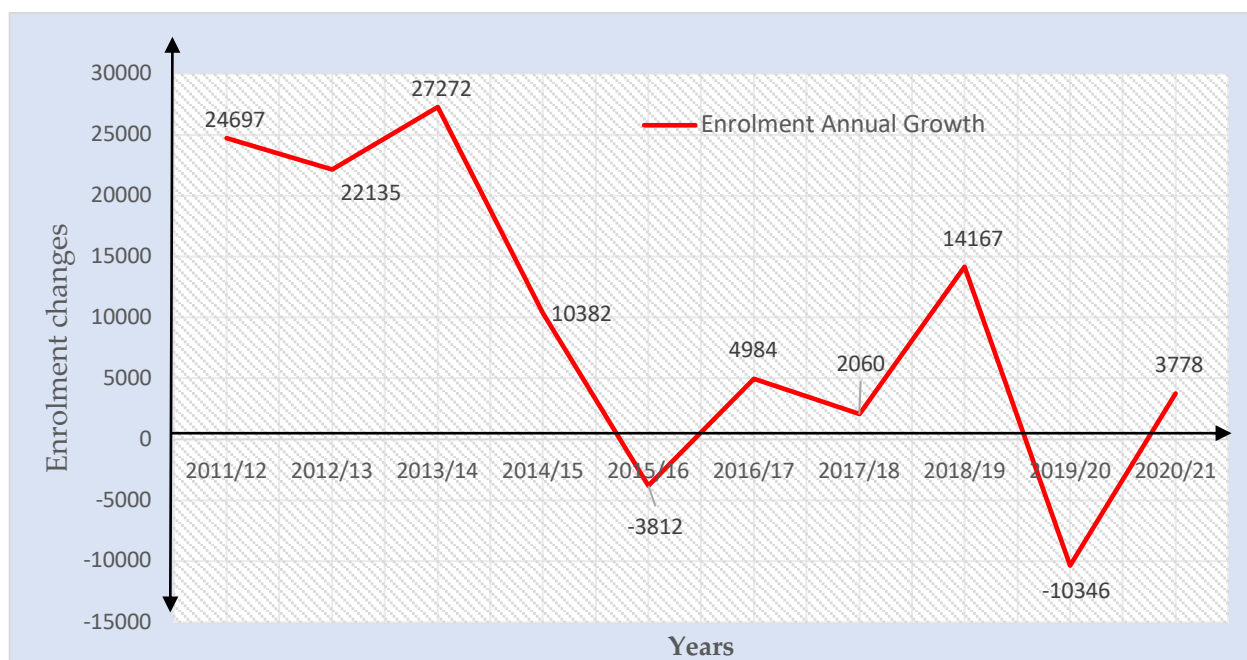


Figure 4.1: Enrolment growth over the past decade (2010-2021)

Source: Generated from Primary data and &NCHE data archives

4.1 The Gross Enrolment Ratio

The Gross Enrolment Ratio (GER) measures the number of students enrolled in HEIs regardless of age as a percentage of the official school going age group corresponding to this level of education. This put the GER in 2020/21 at approximately 5.9%, slightly better than 5.3% achieved in 2019/20. This is still far below the Sub-Saharan average of 9.4% and the global average of 36.7%. A lot more needs to be done to increase access and affordability of higher education without compromising the quality of education. However, increasing HEIs does not necessary increase GRE because a few existing HEIs are visibly struggling to raise student enrolments. This shows the problem could highly be associated with the poverty levels in the country. The decline in GER is indeed a threat

⁴ Note that we estimated the enrolment for institutions that did not comply by factoring in changes obtained from institutions that complied in a similar cluster.

to the positive strides that the country had achieved in the past few years. Government may have to revisit options for funding higher education if the GER is to improve. Figure 4.2 shows growth rate of GER but with varying associated factors over the past decade. It is likely to take a while for the GER to recover from Covid-19 after effects 2019/20.

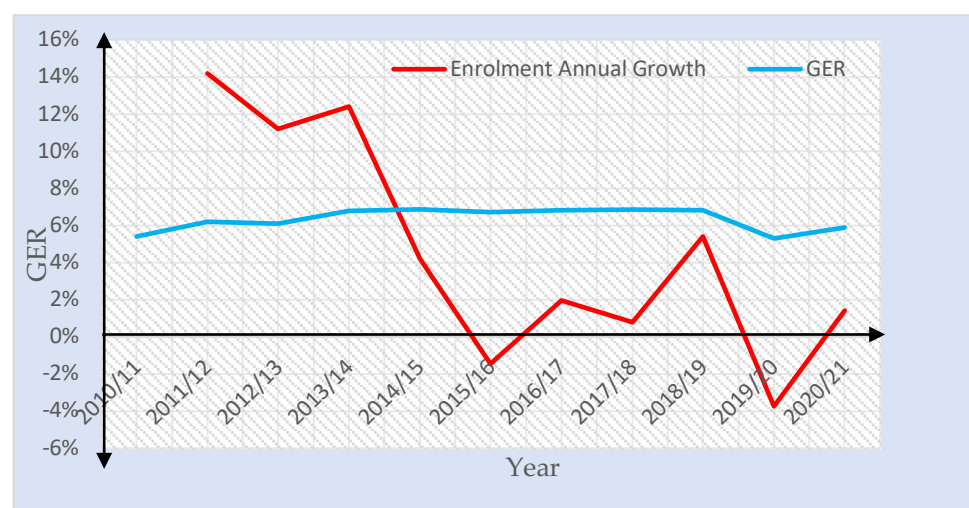


Figure 4.2: GER versus percentage growth in enrolment over the period 2010-2021

Source: Generated from Primary data and &NCHE data archives

4.2 Enrolment by gender, nationality and institution categories

In the year 2020/21, there were 145708 and 122978 females enrolled in HEIs as compared to 144,347 males and 120,561 females in 2019/20 (Table 4.1).

Table 4.1: Enrolment by gender and categories

Category	Overall			Ugandan			International		
	Male	Fem	Total	Male	Fem	Total	Male	Fem	Total
Universities	107885	89818	197703	95730	84054	179784	12206	5713	17919
Other Degree Awarding	4472	6571	11043	4231	6445	10676	241	126	367
Agriculture/Fisheries/Forestry	1619	771	2390	1619	768	2387	0	3	3
Health	6279	6814	13093	6225	6728	12953	60	80	140
Technical Colleges/Survey & Land Management	6388	1538	7926	6386	1538	7924	2	0	2
National Teachers Colleges	4512	2957	7469	4512	2957	7469	0	0	0
Theology	1079	275	1354	944	212	1156	164	34	198
Business/Management/Social Development & Co-ops	11269	12694	23963	10810	12267	23077	445	441	886
ICT and Media	649	351	1000	636	340	976	13	11	24
Hotel and Tourism	416	636	1052	416	636	1052	0	0	0
Art & Design	228	97	325	220	93	313	8	4	12
Others	912	456	1368	910	455	1365	2	1	3
Grand Total	145708	122978	268686	132639	116493	249132	13141	6413	19554

Source: Primary data

Like in the previous years, the universities enrolled the highest proportion of 73.6% followed by social development and business related courses that shared 8.9%. The gender gap remained wider at universities and technical categories. The gap between male and female student numbers seemed to close in other categories as in Figure 4.3.

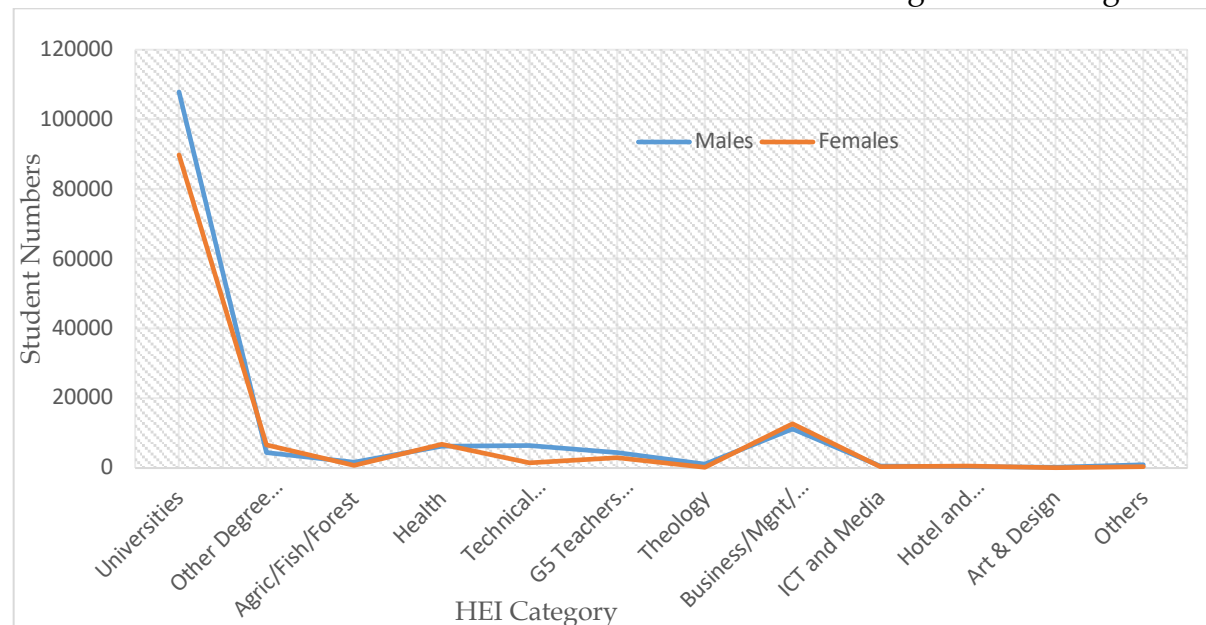


Figure 4.3: Male and female enrolment across categories of institutions

Source: Generated from Primary data and &NCHE data archives

4.3 Enrolment by nationality

Enrolment by nationality in higher education institutions is summarized in two sub-groups namely; Ugandan and non-Ugandan or foreign students as in Table 4.1. Like in previous publications, the majority of foreign students in Uganda HEIs come from the neighbouring East African Community countries and a few isolated cases from West Africa, Asia and Europe. The last two cases were mainly on student exchange programmes. The Ugandan students alone improved from 244,927 in 2019/20 to 249,132 in 2020/21, representing a 1.6% improvement. The enrolment of foreign students on the other hand has continued to decline. In 2020/21, it dropped by 0.9% from 19,981 in 2019/20 to 19,544 in 2020/21. There could be many reasons for decline in enrolment but certainly, among others Covid-19 contributed to this decline.

4.4 Enrolment by discipline

Enrolment by discipline is clustered in to two major categories; the Arts & Humanities and Science & Technology disciplines as in Table 4.2. The number of students enrolled in science and technology disciplines has continued to grow. In 2020/21 proportion of students enrolled in science and technology to 40% from 38.1% in 2019/20.

Table 4.2: Enrolment by Discipline

	2018/19				2019/20				2020/21				
Category	Arts/Hum		Science/Tech		Arts/Hum		Science/Tech		Arts/Hum		Science/Tech		Total
Universities & Univ. Colleges	120076	63.3%	72342	36.70%	120602	62.0%	73917	38.0%	114733	58.03%	82970	41.9%	197703
Other Degree Awarding	10235	98%	209	2%	10486	96.9%	336	3.1%	10830	98.07%	213	1.93%	11043
Technical & Survey Colleges	0	0%	6127	100%	0	0.0%	4942	100.0%	0	0.00%	2390	100%	2390
Teachers Colleges	4868	70%	2086	30%	6584	70.0%	2822	30.0%	5601	74.99%	1868	25.01%	7469
Business/Management/Social Dev.	33899	82%	5497	12%	21876	89.0%	2703	11.0%	20624	86.07%	3339	13.93%	23963
Health	0	0%	11200	100%	0	0.0%	12349	100.0%	2309	17.6%	10784	82.3%	13093
Agriculture/Fisheries/Forestry	0	0%	2577	100%	0	0.0%	2019	100.0%	0	0.00%	2390	100%	2390
Theology	1648	100%	0	0%	1832	100.0%	0	0.0%	1354	100.00%	0	0.00%	1354
Art and Design	282	100%	0	0%	304	100.0%	0	0.0%	325	100.00%	0	0.00%	325
ICT &Media	1308	79%	347	21%	180	18.2%	808	81.8%	650	65.00%	350	35%	1000
Hotel and Tourism	150	15%	862	75%	292	26.0%	831	74.0%	662	62.93%	390	37.0%	1052
Aviation & Meteorology	0	0%	216	100%	0	0.0%	209	100.0%	0	0.00%	268	100%	268
Others	1325	100%	0	0%	1152	100.0%	0	0.0%	4100	61.78%	2536	38.22%	6636
Totals	173791	63.3%	101463	36.7%	163900	61.9%	101008	38.1%	161188	59.99%	107498	40.01%	268686

Source: Primary data and &National Council for Higher Education archives

At the Universities and affiliated colleges level alone, the proportion of students enrolled in science and technology increased from 38.9% in 2019/20 to 41.9% in 2020/21. This shows science and technology is gradually gaining over Arts and Humanities. The bigger proportion of technology enrolment pursued ICT related technologies. Some categories like health and technical colleges by nature of their programmes registered more science students. The National Teacher Training Colleges reported 25% students in science and technology. Government should intensify its effort to strengthen science and technology to increase the gains on science enrolment.

4.5 Concluding remarks

- i. The overall total enrolment in HEIs improved dismally from 264,908 in 2019/20 to 268,686 in 2020/21. The universities and ODAs registered increase in enrolments of 1.6% and 2.0% respectively as compared to increases in 2019/20 which were 1.1% and 3.6% respectively.
- ii. The GER in 2020/21 improved slightly from 5.3% achieved in 2019/20 to 5.9%. This is still far below the current sub-Saharan Africa average of 9.4% and the global average of 38%.
- iii. The universities continued to dominate 73.6% while social development and business related courses that shared 8.9%.
- iv. The enrolment of Ugandan students alone improved from 244,927 in 2019/20 to 249,132 in 2020/21, representing a 1.6% improvement. The enrolment of foreign students on the other hand has continued to decline.
- v. The bigger proportion of technology enrolment were pursuing ICT related technologies
- vi. National Teacher Training Colleges enrolled about 25% of the students in science and technology, leaving 70% on arts and humanities.

5.0 Academic Programmes

5.1 The general Picture

National Council for Higher Education requires that HEIs must be accredit all programmes they teach at respective institutions as mandated by the Universities and Other Tertiary Institutions Act 2001(as amended). This includes the professional programmes that NCHE accredits in consultation with the professional bodies. It is rational that once accredited the PhD programmes remain valid for a period of 10 years while masters, bachelors and diploma programmes take a shorter validity period of five years. HEIs must review and submit their programmes for re-accreditation before expiry date to avoid teaching expired or unaccredited programmes. The accreditation process at NCHE involves a series of stages including desk reviews by NCHE staff and reviews by experts in respective fields of study. The last stage involves physical verification of institutional facilities and staff aligned for the proposed programmes. These stages help minimize programme failure rates but most importantly, that programmes are aligned with the National Development Plans (NDP) of the country and going concerns globally.

It is sad to note that some HEIs are always of guard, for varying reasons teaching expired programmes and, in some cases, completely unaccredited programmes. NCHE does not compromise on this practice. The affected HEIs have had their operation licenses revoked and acquired qualifications cancelled. All stakeholders should be aware that teaching unaccredited programmes is a criminal offence designed to fleece uninformed beneficiaries for private gains. NCHE encourages all stakeholders to verify the validity of the programme applied for or seek guidance from NCHE when in doubt. It is not the number of programmes accredited those matters but their quality.

In the year 2019/20 alone, NCHE received 1,192 programmes for review but assessed only 992. Out of the assessed programmes, only 448 representing 45.2% fulfilled the minimum set criteria for respective programmes (Table 5.1).

Table 5.1: Summary of accredited programmes 2020/2021

	Received	Assessed	Accredited	% Pass
August 2020	302	286	103	36.0
November 2020	298	226	123	54.4
March 2021	287	242	70	28.9
June 2021	305	238	152	63.9
Total	1192	992	448	45.2

Source: National Council for Higher Education- QA Department

As highlighted earlier, before NCHE assesses the programme, the HEI must provide;

- a) evidence that the curriculum was approved by senate or the academic board;
- b) proof of payment for the review
 - i. for public HEIs clearance from the Ministry of Finance about the financial implications of mounting a new programme and
 - ii. for private HEIs payment for the service

Even when HEIs provide all basic requirements, not all programmes assessed get a straight pass. Some pass with minor adjustments while some may require revisiting the whole write-up. Others may have good write-up but lack the facilities or staff on the ground for delivery of the programme. All these conditions lead to a failed accreditation. Failure or delays in providing required proof or evidence automatically delays the assessment and subsequent accreditation of the programme. Sometime NCHE faces other operational delays such as availability of experts (nominated by different professional bodies) as part of the teams constituted for verification of physical facilities.

5.2 Academic programmes accredited by HEI category 2019/20

Table 5.2 shows summary statistics of accredited programmes by level of study (PhD, Masters, etc.) and by categories of HEIs (Universities, ODAI and OTI). The first column of each category shows the numbers of programmes accredited while the second column show the proportion of accredited programmes within that category for different levels.

Table 5.2: Summary of academic programmes accredited by level and category of HEI

Award	University		ODAI		OTI		Total
PhD	21	6.05%	0	0.00%	0	0.00%	21
Mast	65	18.73%	2	5.41%	0	0.00%	67
PGD	21	6.05%	13	35.14%	0	0.00%	37
Bach	150	43.23%	11	29.73%	0	0.00%	161
Dip	85	24.50%	6	16.22%	57	93.44%	148
HEC	5	1.44%	5	13.51%	4	6.56%	14
Total	347	100.00%	37	100.00%	61	100.00%	448

Source: National Council for Higher Education- QA Department

The total number of programmes accredited in 2020/21 academic year for all HEIs was 448. The majority (77.46%) of the programmes accredited belonged to the university subsector. The ODAIs had the least proportion of only 8.26% share of all programmes while OTI programmes shared 3.63%.

5.3 Academic programmes accredited by level of prospective award

There are six (6) levels of awards that have been considered, the highest being a PhD while the lowest is a Higher Education Certificate. In the universities subsector alone, NCHE accredited 347 programmes in 2020/21 compared to 361 in 2019/20. The PhD programmes were 21 (6.1%) compared to 28 (7.8%) programmes in 2019/20. The proportions of masters, bachelors and diplomas were 18.7%, 43.2% and 24.5% respectively. The universities also accredited 5 bridging programmes (Higher Education Certificates) representing 1.4% of accredited programmes for universities.

The OTI subsector accredited 61 programmes in 2020/21 compared to 45 in 2019/20. The majority (57) representing 93.4% were diploma programmes and 6.6% were higher education certificates. The ODAs on the other hand accredited 2 masters programmes compared to 4 in 2019/20. The other four categories of programmes were as follows; PGD diplomas (35.1%), bachelors (29.7%), ordinary diplomas (16.2%) and higher education certificates (13.5%).

5.4 Accredited programmes by discipline

Among the accredited programmes, 138 were Science Technology, Engineering and Mathematics (STEM) programmes. The non-STEM programmes dominated (310). The diploma programmes took the largest share of 62 (45%), bachelor's degree 43 (31%), masters were 18 (13%), PhD programmes were 7 (5%), postgraduate diplomas were 3 (2%) while higher education certificates to enable access to science programmes were 5 (4%). There is an observable increase in awareness of alternative access to science programmes. There is hope that in a near future the country will realize benefits from higher education certificate programme.

5.5 Comparative analysis of accreditation performance 2015 -2020

The trend for the last five years indicates that the degrees and diplomas occupy greater proportions of programmes accredited for universities and OTIs respectively. In 2017/18 NCHE registered a least performance, having accredited only 178 programmes. The higher education certificate programme visibility is gradually improving. Overall, there is upward trend since 2017/18.

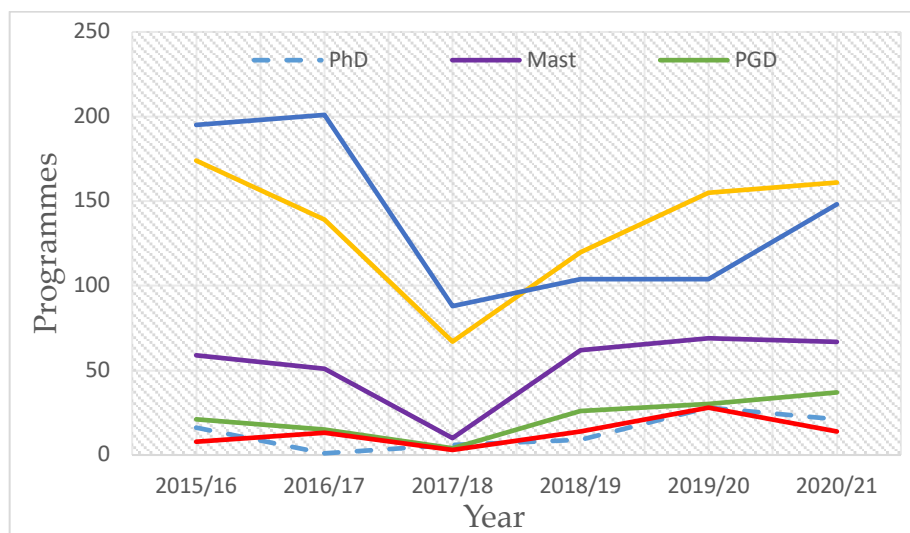


Figure 5.1: Programme accreditation performance 2015-2021

Source: Generated from NCHE data archives

5.6 Research and Innovations

HEIs reported low research output however monitoring reports and PhD tracer study reveal some pertinent issues. It is observed that a majority of HEIs including public and private universities experienced intermittent donor support on research. Some well-established universities such as Makerere University and Mbarara University have established partnerships and collaborations that support research in their institution. NCHE conducted a PhD STEM study that generated good feedback that could be used to influence research in HEIs. The study revealed that publications in internationally recognized journals were for promotional purposes by PhD graduates employed as lecturers that excluded other categories such as administrators and other formal sectors. It was notable that 47% of researchers in science cluster had more than ten publications in peer reviewed and internationally recognized journals. Comparing universities, MAK had 60% with more than 10 publications in internationally recognized journals while MUST had 55%, GU 20% and in KYU they had less than 3 publications mainly because the PhD-STEM programme at KYU was relatively new.

The key issue is low research and publication output that has also been identified in NDPIII is arising from limited innovation, research and entrepreneurship capacity. The low ability to generate new knowledge and capacity to innovate in non-teaching employment implies there is no motivation to generate new knowledge. The research in academia (output from those employed as lecturers) appeared to be driven by desire for promotion not addressing existing problems. There is need to strengthen research and

innovation through collaborations with well-established institutions. NCHE is already working closely with Uganda National Council of Science & Technology and other partners to ensure research and innovation takes a central position.

5.7 Concluding remarks to this section.

- i. All HEIs must review and submit their programmes for re-accreditation before expiry date to avoid teaching expired or unaccredited programmes
- ii. Some HEIs have been found teaching expired programmes and in some cases completely unaccredited programmes, this practice must stop. Some affected HEIs have had their operation licenses revoked and acquired qualifications cancelled
- iii. NCHE received 1,192 programmes for review but assessed only 992 and only 45.2% fulfilled the minimum criteria for accreditation
NCHE still experiences shortage of experts for programme assessments.
- iv. In the universities subsector alone, NCHE accredited 347 programmes out of which 21 representing 6.0% of these programmes were at a PhD level.
- v. There were 14 bridging programmes accredited (Higher Education Certificates) out of which 5 for increasing access to STEM related disciplines
- vi. Among the accredited programmes, 138 were Science Technology, Engineering and Mathematics (STEM) programmes. The bachelor's degree programmes on STEM were 43, PhDs were 7, and 18 of them were at a master's level.

6.0 Academic Staff

6.1 Introduction

As observed in earlier publications, Academic Staff are key personnel in the academic processes; learning, teaching, research and community engagement at HEIs. The quality of academic staff greatly influences institutional ability to achieve its goals of excellence in academic, research and innovations. The availability of qualified and competent academic staff contributes largely to the quality of research outputs and graduates trained at HEIs. The research environment within a university and the necessary support provided to academic staff influences the level of creation of new knowledge by the university. NCHE developed a Statutory Instrument No. 50 of 2010 that specifies required qualifications of academic staff for every level.

6.2 Academic staff numbers by Gender

The 2020/21 statistics on HEIs indicate that the male staff continue to dominate the larger proportion of academic staff by 70%. There were 13078 academic staff comprised of 9,153 male staff with only 4372 females. Compared to 8,316 male staff and 3,871 females staff in 2019/20. Table 6.1 shows the distribution of academic staff by gender across categories of HEIs in 2019/20.

Table 6.1: Academic staff by gender and nature of engagement

Category	Full Time			Part Time			Overall		
	Male	Fem	Total	Male	Fem	Total	Male	Fem	Total
Universities	4006	1873	5892	2162	1023	3093	6180	2929	9122
Other Degree Awarding	237	111	348	138	60	478	323	170	458
Agriculture/Fisheries/Forestry	49	39	88	19	14	32	68	53	121
Health	220	171	391	372	205	490	496	371	708
Technical Colleges/Survey & Land Mgt.	233	51	284	111	27	138	345	77	422
National Teachers Colleges	160	61	221	136	99	67	197	54	173
Theology	99	19	118	130	42	117	179	70	184
Business/Management/Social Dev't & Co-ops	784	346	1130	546	227	620	1146	557	1584
ICT and Media	34	12	46	75	29	100	109	41	150
Hotel and Tourism	28	22	50	9	5	13	24	14	34
Others	41	5	46	6	15	21	47	20	67
Art & Design	29	13	42	19	7	26	39	16	55
Grand Total	5920	2723	8656	3723	1753	5195	9153	4372	13078

Source: Primary data

Overall, the reported number of academic staff improved by 3.7% from 12,187 reported in 2019/20 to 13,078 in 2020/21.

6.3 Academic staff availability by nature of engagement (Fulltime Versus Part-time)

The nature of engagement of academic staff categorized into full-time and part-time staff shows that there were 8,656 and 5195 full-time and parttime academic staff respectively in 2020/21 compared to 8131 and 4056 in 2019/20 (Table 6.1). This reflects an overall improvement of 7.3% in staff numbers. The respective proportions of full-time and part-time staff are 66.2% and 33.8% respectively. The quality assurance framework of NCHE recommends that academic staff on part-time basis NOT exceeding 35% is acceptable.

6.4 Academic staff numbers by highest qualifications

Table 6.2 shows the staff numbers by highest qualifications. The staff with postgraduate diplomas, other diplomas and professional certificates totalling 5,826 have been lumped together for purpose of analysis.

Table 6.2: Academic staff by highest level of qualification

	PhDs			Masters			Others*	Grand
	Male	Fem	Total	Male	Fem	Total	Total	Total
Universities	1356	376	1801	2981	1310	4305	3016	9122
Other Degree Awarding	94	27	121	181	70	251	86	458
Agriculture/Fisheries/Forestry	1	0	1	21	6	27	93	121
Health	5	1	6	82	36	118	584	708
Technical Colleges/Survey & Land Mgt.	2	0	2	20	3	23	397	422
National Teachers Colleges	0	1	1	47	17	64	108	173
Theology	33	2	35	104	26	130	19	184
Business/Management/Social Dev't & Co-ops	111	1	15	198	89	287	1282	1584
ICT and Media	1	1	2	13	4	17	131	150
Hotel and Tourism	0	0	0	9	2	11	23	34
Others	0	1	1	7	1	8	58	67
Art & Design	2	0	2	19	5	24	29	55
Grand Total	1605	410	1987	3682	1569	5265	5826	13078

*Includes Postgraduate diplomas, bachelors, diplomas and some unspecified qualifications

Source: Primary data

Altogether there were 1,987 and 5,265 academic staff with PhDs and Masters in 2020/21 compared to 1,965 PhDs and 5,161 master's degree holders reported in higher education subsector in 2019/20. Of these, 1801 staff with PhDs (90.6%) were in the university subcategory while Other Degree awarding Institutions and Other Tertiary Institutions shared the remaining 9.4%. The higher education subsector needs a robust staff development policy to meet the country's human resource needs according to National Development Plan to achieve Uganda Vision 2040.

6.5 Academic staff adequacy by level of qualification

It is evident that although the overall students to staff ratios in the last column appear reasonable on average, the availability and distribution of lecturers with desired qualifications at higher education institutions is very poor. In the university subcategory, there are 110 students to one PhD holder irrespective of professional area of specialization. The overall availability of PhD holders to overall student population in higher education is 135 students to one PhD holder, which is quite alarming. Moreover, this level of qualification and calibre of staff are what the country desires to generate new knowledge and to groom the up-coming scholars and steer the country's economy.

Table 6.3: Availability of academic staff by highest level of qualification

Category	Overall	PhDs		Masters		Overall Staff	
	Enrolment	Total	Ratio	Total	Ratio	Total	Ratio
Universities	197703	1801	110	4305	46	9122	22
Other Degree Awarding	11043	121	91	251	44	458	24
Agriculture/Fisheries/Forestry	2390	1	2390	27	89	121	20
Health	13093	6	2182	118	111	708	18
Technical Colleges/Survey & Land Management	7926	2	3963	23	345	422	19
National Teachers Colleges	7469	1	7469	64	117	173	43
Theology	1354	35	39	130	10	184	7
Business/Management/Social Development & Co-ops	23963	15	1598	287	83	1584	15
ICT and Media	1000	2	500	17	59	150	7
Hotel and Tourism	1052	0		11	96	34	31
Others	1368	1	1368	8	171	67	20
Art & Design	325	2	163	24	14	55	6
Grand Total	268686	1987	135	5265	51	13078	21

Source: Primary data

6.6 Growth in numbers of Academic staff by qualifications over the period 2010-2020

In Table 6.4 there has been a steady rise in the number of PhD staff in academia from 2013/14 to 2018/19 and a slight decline in 2019/20 due to Covid-19 pandemic. The year 2020/21 brings new hope of recovery as illustration in Figure 6.

Table 6.4: Summary of PhD and Masters Holders over the past decade

	PhDs		Masters		Others		Total
2010/11	858	11.0%	2967	38.1%	3960	50.9%	7785
2011/12	914	10.6%	3657	42.6%	4023	46.8%	8594
2012/13	973	10.3%	3455	36.5%	5036	53.2%	9464
2013/14	1096	10.8%	3793	37.3%	5284	51.9%	10173
2014/15	1579	12.3%	5384	41.9%	5882	45.8%	12845
2015/16	1755	13.0%	5686	42.2%	6044	44.8%	13485
2016/17	1865	13.4%	6515	46.6%	5587	40.0%	13967
2017/18	2109	16.7%	5520	43.7%	5009	39.6%	12638
2018/19	2116	16.7%	3958	31.3%	6585	52.0%	12659
2019/20	1965	16.3%	5161	42.7%	4958	41.0%	12187
2020/21	1987	15.2%	5265	40.3%	5826	44.5%	13078

Source: Primary data

There was a steep rise for master's holders from 2011/12 to 2015/16 thereafter; there was a decline, which extended up to 2017/18. The subsector noted an improvement in numbers of master's holders that flattened in 2019/20 as illustrated in Figure 6.1.

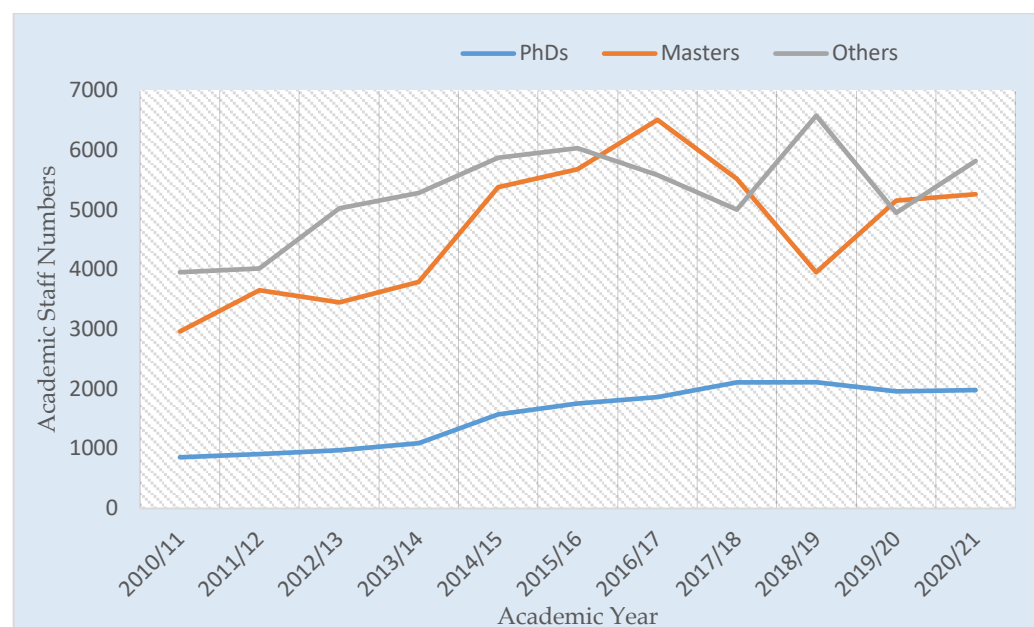


Figure 6.1: Growth of PhD and Masters Academic Staff over the period 2010-2020

Source: Generated from Primary data and NCHE data archives

6.7 Academic staff development

Academic staff retire, resign, or opt for alternative employment in other sectors therefore there should always be a robust human development and succession plan. Some HEIs have neglected staff development as reflected in budget priorities and concentrated on headhunting from other institutions which have invested in staff development. There was a slight improvement in absolute terms in staff development from 1,880 in academic year 2019/20 to 1,997 in 2020/21. A few staff undergoing training were noted to be either self-sponsored or donor supported. Table 6.5 provides the summary statistics where those on PhD track were 570 (28.5%) compared to 549 in 2019/20, an improvement of 3.8%. Similarly, there were 741 (37.1%) at master's level compared to 731 in 2019/20. As noted earlier, the country needs to develop a staff development policy to accumulate a stock of human capital desired to steer the country's economy to desired levels. The country can only achieve this when the concerned stakeholders exert concerted efforts in their areas of interest. NCHE implores all stakeholders to take keen interest in supporting staff development irrespective of affiliations to private or public institutions, after all private players are complementing the government role in provision of education and training.

Table 6.5: Staff development in higher education subsector

	PhD			Masters			Others	Grand
	M	F	Total	M	F	Total	Total	Total
Universities	322	166	488	290	145	435	87	1010
Other Degree Awarding	57	56	52	90	52	142	338	532
Agriculture/Fisheries/Forestry							1	1
Health	36	59	1	13	9	22	22	45
Technical Colleges/Survey & Land Management	0	0	0	6	4	10	12	22
National Teachers Colleges				12	2	17		17
Theology	41	38	5	11	4	14	9	28
Business/Management/Social Development & Co-ops	60	94	22	57	25	81	209	312
ICT and Media	2	0	2	8	5	13	1	16
Hotel and Tourism				3	0	3	5	8
Others				0	0	0	0	0
Art & Design	0		0	1	3	4	2	6
Grand Total	518	413	570	491	249	741	686	1997

Source: Primary data

6.8 Trends of staff development over the past decade

The trends of staff development over the past decade (2010-2021) show that initially there were more masters students than PhDs however there was a steep rise in training PhDs by 2011/12 that surpassed masters in 2015/16 (Figure 6.2). This continued to be the case until the period between 2018/19 thereafter, the number of staff undergoing PhDs

training dropped below those doing masters programmes while forms of staff development also improved.

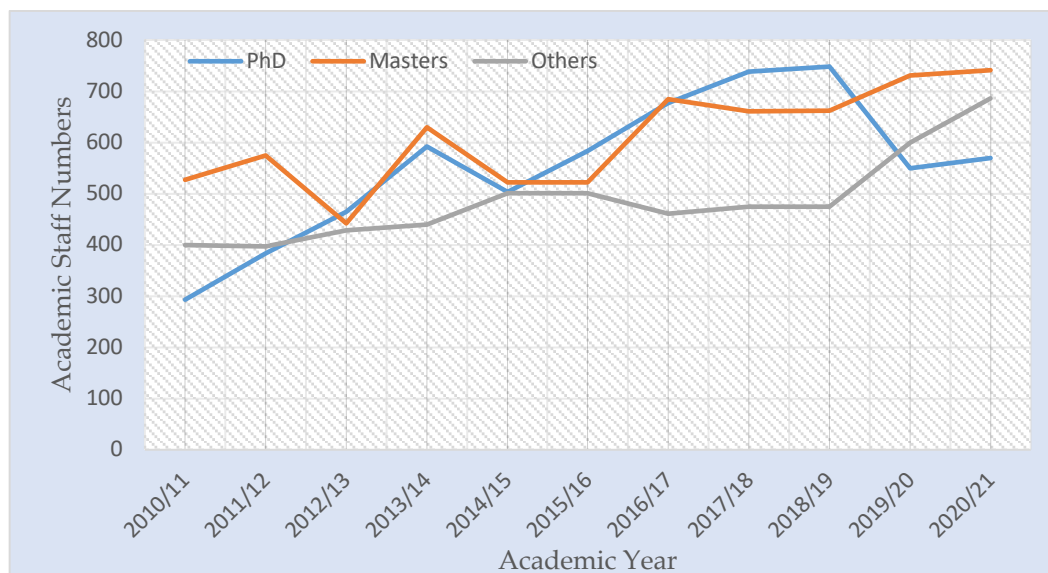


Figure 6.2: Staff development trends over the period 2010-2020

6.9 Concluding remarks

- i. There were 13078 academic staff of which 9153 were males and 4372 were females. The male staff continue to dominate the larger proportion of academic staff by 70%
- ii. There were 8656 full-time and 5195 part-time academic staff. This splits academic staff into proportions of 66.2% and 33.8% full-time and part-time staff respectively.
- iii. Altogether there were 1987 PhDs and 5265 master's degree holders reported in higher education subsector. Of these, 1801 PhD holders were in the universities subsector while 121 were reported under Other Degree awarding Institutions.
- iv. There were 110 students to one PhD holder irrespective of professional area of specialization. Overall, PhD holders to overall student population in higher education is 135 students to one PhD holder, which is quite alarming
- v. There were 1,997 staff on development programmes. Those on PhD track were 570 (29%) and masters 741 (37%)
- vi. The country needs a robust staff development policy to accumulate a stock of human capital desired to steer the country's economy to desired levels

7.0 The Physical Infrastructure

7.1 Introduction

NCHE requires that the HEIs must have appropriate physical infrastructure for delivery of higher education as specified in Statutory Instrument 2005 No. 80 Schedule 4 and 5. The overall picture, as seen from the ratios, is that the enrolment still outmatched the available infrastructure. The physical infrastructure collectively refers to the facilities for both students and staff such as lecture rooms, libraries, laboratories, working space for academic staff, recreation facilities, administration office space and accommodation for students. Table 7.1 shows a summary of ratios for different categories while details are provided in Appendix 6.

Overall, HEIs are still adjusting to Covid-19 after effects which explains why there were no major infrastructural changes or improvement in the education facilities. The private institutions in particular continue to face infrastructural development challenges; many of these institutions have never had any additional infrastructure despite growth in enrolment. Table 7.1 summarises space to student facility ratios by category of institution.

Table 7.1: Facility space to student ratios

Institution	Lecture		Library		Laboratory		Enrolment
	Space	Ratio	Space	Ratio	Space	Ratio*	
Universities/Colleges	186457	0.94	53834.6	0.27	65183	0.79	197703
Other Degree awarding	15207.9	1.38	5470.04	0.50	2284	0.21	11043
Agriculture/Fisheries/ Forestry	2481	1.04	706	0.30	384	0.16	2390
Teachers Colleges	12121.1	0.93	4905.66	0.37	2826.66	1.51	13093
Business/Management/Social Dev	10803	1.36	1913	0.24	18961	5.68	7926
Health	21090	2.82	1778	0.24	1760	0.16	7469
Technical, Meteorology & Survey Colleges	5024.1	3.71	4716	3.48	1039.7	0.39	1354
Theology	37161	1.55	5522	0.23	4192.1		23963
ICT & Media	1230	1.23	835	0.84	480	1.37	1000
Hotel and Tourism	957	0.91	192	0.18	654	1.68	1052
Art and Design	2700	1.97	400	0.29			1368
Others	374	1.15	157	0.48	291	0.11	325
Totals	295606	1.10	80429.3	0.30	98055.5	0.91	268686

*Laboratory ratio is based on students registered for science programmes only

Source: Primary data

7.2 Lecture Space

The lecture space comprises rooms dedicated for lectures, including lecture theatres and seminar rooms. The total lecture space declined from 335,922 in 2019/20 to 295,606 in

2020/21 representing a decline of 12%. This arises from the fact that some HEIs are operating in rented premises and were constrained by Covid-19 after effects. This reduction in rented space affected space per student from 1.27m² per student in 2019/20 to 1.1m² in 2020/21. This is a reason NCHE insists that any licensed HEI should have its own facilities.

7.3 Library Space

The total library space equally declined from 81,044m² in 2019/20 to 80,389m² in 2020/21, representing 0.8% decline in library space. This decline has had a negligible effect on overall ratio of library space per student from 0.37m² in 2019/20 to 0.3m² in 2020/21.

7.4 Laboratory Space

The total available laboratory space was not much affected by Covid-19 after effects. In 2010/21, the total laboratory space available 98,055m² as compared to 98,576m² in 2019/20. The overall state of laboratory space per student based on 107,498 students enrolled in science programmes 2020/21 improved on the overall available space per student from 0.79m² to 0.91m². NCHE calls up on stakeholders to support HEIs to establish laboratories. As a policy measure, government could identify and strengthen higher education institutions teaching science based programmes irrespective of public /private ownership in effort to strengthen STEM.

7.5 Office Space

The office space includes areas for administrative staff, Heads of Department, academic staff. Although HEIs make effort to provide space for administrators and guild offices, they tend to ignore academic staff yet that space is vital for planning and for student consultations. Staff without office space will often find difficulties in conducting research and student supervision. In many institutions, staff members including top manager are share small office space, which limits student consultations. This needs improvement for all categories of staff.

7.6 Concluding remarks to this section

- i. The total lecture space declined from 335,922 in 2019/20 to 295,606 in 2020/21 representing a decline of 12%. This arises from the fact that some HEIs are operating in rented premises.
- ii. The total library space equally declined from 81,044m² in 2019/20 to 80,389m² in 2020/21, representing 0.8% decline in library space.
- iii. The overall state of laboratory space per student based on 107,498 students enrolled in science programmes 2020/21 improved space per student from 0.79m² to 0.91m². This needs to be improved further to achieve recommended standards in the quality assurance framework. NCHE calls up on stakeholders to support HEIs to establish laboratories.
- iv. Government could identify and support HEIs teaching science-based programmes irrespective of public /private ownership in effort to strengthen STEM.
- v. Staff members including top manager in HEIs do not have adequate office space, which limits student consultations

8.0 Education Equipment, Books, Materials and Other Facilities,

8.1 Introduction

This subsection summarises findings on equipment, books materials and other facilities available in HEIs to facilitate delivery of higher education. These include computers, books, laboratory/workshop materials and other facilities. Equipment tend to get obsolete while materials tend to expire if over stocked. HEIs and planners also need to match student numbers with the required education facilities. In particular, to embrace blended learning HEIs need to improve access to computer & e-libraries, and internet availability as they greatly influence the ability of institutions to deliver quality higher education.

8.2 Computer Access and Usage

It has almost become a mandatory requirement for students to own a personal laptop in HEIs. There are however students who are disadvantaged and face economic hardships just to raise tuition among other requirements. Data on students' personal computers/laptops is not part of institutional equipment but NCHE encourages HEIs to develop personal laptop policies to increase student computer access. Nevertheless, for students that may not have the capacity to afford the laptops as stated above, NCHE encourages HEIs to have a stock of desktops for students' access to ensure inclusivity. Table 8.1 summarises student access to computers and books at higher education institutions.

Table 8.1: Computer Access at Higher Education Institutions

	Enrolment	Books		Computers		
		Books	Ratio	Students	Ratio	Internet
Universities	197703	3207552	16	13848	14	10172
Other Degree Awarding	11043	74254	7	1047	11	747
Agriculture/Fisheries/Forestry	2390	10367	4	155	15	72
Health	13093	56620	4	1069	12	646
Technical /Survey & Land Management	7926	32994	4	583	14	300
National Teachers Colleges	7469	43798	6	796	9	360
Theology	1354	124760	92	374	4	177
Business/Management/Social Dev. & Co-ops	23963	101310	4	2334	10	1262
ICT and Media	1000	6715	7	322	3	294
Hotel and Tourism	1052	1554	1	104	10	82
Others	1368	5100	4	93	15	62
Art & Design	325	4908	15	98	3	67
Total	268686	3669932	14	20823	13	14241

Source: Primary data

In 2020/21, the number of computers accessed by students was 20,823 compared to 19,213 in 2019/20. The computers accessible to students include those personal computers dedicated to serve student and those shared by students and lecturers. The computer access ratio improved from 14 students per computer in 2019/20 to 13 students per computer in 2020/21. This is not good, unless there is an existing laptop police for students. Internet connectivity and availability of e-resources eases pressure on the physical space for the library; however, bandwidth, access to internet and e-resources is still wanting. NCHE encourages HEIs to collaborate with e-resource and Internet service providers to increase access to e-resources.

8.3 Open Distance e-Learning (ODeL)

ODeL requires well-developed ICT systems, well-equipped computer laboratories, robust servers and adequate bandwidth to withstand data transaction, a majority of HEIs were ill equipped to handle these demands. The ODeL monitoring reports showed that at the universities level, almost all have robust servers, weak monitoring systems and inadequacy of computers. The bandwidth remains inadequate to handle the demands. Generally, there is a gradual change in mindset and many staff have been trained in ODeL pedagogical skills.

Government needs to increase access to the national backbone and make ICT equipment & bandwidth affordable for education purposes. There is need to enforce on ICT pedagogical skills across all levels of education. Perhaps NCHE should engage government on developing common resources to implement ODeL in HEIs.

8.4 Access to books

NCHE recommends that every HEIs must have a physical library and a stock of hard copy textbooks in their respective institutions. This is because bandwidth, access to; computers, internet, e-resources, and a conducive reading environment for students is still wanting. Many students do not have access to computers and smart phones that limits access to e-resources. In 2019/20, the number of hard copy textbooks dropped from 3,791,364 in 2019/20 to 3,669,932 in 2020/21. The student-book ratio irrespective of the titles declined from 14 books per student in 2019/20 to 13 books per student in 2020/21. This could improve if internet and computer access is improved and every student can access e-resources.

8.5 Concluding remarks to this section

- i. NCHE encourages HEIs to develop personal laptop policies to increase student computer access.
- ii. For students that may not have the capacity to afford the laptops as stated above, NCHE encourages HEIs to have a stock of desktops for students' access to ensure inclusivity
- iii. The computer access ratio improved from 14 students per computer in 2019/20 to 13 students per computer in 2020/21.
- iv. NCHE encourages HEIs to collaborate with e-resource and Internet service providers to increase access to e-resources.
- v. Government needs to increase access to the national backbone and make ICT equipment & bandwidth affordable for education purposes.
- vi. There is need to enforce on ICT pedagogical skills across all levels of education.
- vii. NCHE recommends every HEIs to have a physical library and a stock of hard copy textbooks because bandwidth, access to; computers, internet, e-resources, and a conducive reading environment for students is still wanting
- viii. The student-book ratio irrespective of the titles declined from 14 books per student in 2019/20 to 13 books per student in 2020/21.

9.0 Expenditure for Public and Private Universities

9.1 Introduction

This subsection reports on financial health of HEIs institutional focusing mainly on budgets and respective budget performances. In 2020/21, very few higher education institutions provided data regarding HEIs' finances. The data obtained from a few HEIs that responded still showed great deviations between planned before onset of the pandemic and actual budget realized. Many HEIs are still struggling to recover from Covid-19 after effects and are not comfortable disclosing the realities on the ground. Apart from public and a few private & church founded HEIs most budgeted items remained under funded or completely unfunded yet they were set as priorities in respective budgets. In the wake of Covid-19 pandemic, HEIs and planners should rethink of alternative sustainable sources of funding if higher education is to stay sustainable.

APPENDICES

Appendix 1: Enrolment Summaries

Universities/University Colleges	Ugandan			Foreign			Overall		
	M	Fem	Total	Male	Fem	Total	M	Fem	Total
Makerere University	18871	16014	34885	479	387	866	19350	16401	35751
Mbarara University of Science and Technology	3064	1726	4790	81	56	137	3161	1766	4927
Kyambogo University	18015	16957	34972	17	9	26	18032	16966	34998
Gulu University	2382	1545	3927	21	13	34	2403	1558	3961
Busitema University	2563	1330	3893	7	4	11	2570	1334	3904
Muni University	333	127	460			0	333	127	460
Kabale University	2362	1391	3753	5	4	9	2367	1395	3762
Lira University	671	499	1170	0	1	1	671	500	1171
Soroti University	149	58	207	1	1	2	150	59	209
Islamic University in Uganda	3932	4705	8637	753	425	1178	4685	5130	9815
Uganda Christian University*	2882	3335	6217	247	207	454	3129	3542	6671
Uganda Matyrs University Nkozi	2439	2169	4608	185	44	229	2621	2216	4837
Ndejje University	3634	2463	6097	123	33	156	3757	2496	6253
Bugema University	698	627	1325	1124	424	1548	1822	1051	2873
Nkumba University*	2158	2192	4350	315	162	477	2473	2354	4827
Kampala International University*	4008	3215	7223	4553	1862	6415	8561	5077	13638
Aga Khan University	58	261	319				58	261	319
All Saints University Lango*	314	304	618	1	1	2	315	305	620
Cavendish University	804	435	1239	1057	470	1527	1861	905	2766
Bishop Stuart University	2647	1905	4552	1	6	7	2648	1911	4559
Kumi University	454	335	789	62	30	92	516	365	881
Uganda Pentecostal University	537	366	903	26	6	32	563	372	935
St. Lawrence University*	1352	641	1993	506	516	1022	1858	1157	3015
Kampala University*	1316	1026	2342	421	112	533	1634	1241	2875
Mountains of the Moon University	937	777	1714	24	2	26	961	779	1740
Muteesa 1 Royal University	1756	1947	3703	0	0	0	1756	1947	3703
African Bible University	59	33	92	20	14	34	79	47	126

Clarke International University	258	379	637	43	89	132	301	468	769
International University of East Africa	292	186	478	987	292	1279	1279	478	1757
Victoria University	445	389	834				445	389	834
Uganda Technology and Management University (UTAMU)	466	203	669	94	38	132	560	241	801
Africa Renewal University	303	227	530	83	42	125	388	267	655
Ibanda University	599	821	1420			0	599	821	1420
African Rural University	0	51	51	0	0	0	0	51	51
Livingstone University	175	63	238	36	9	45	211	72	283
Islamic Call University College	463	244	707	15	10	25	478	254	732
Metropolitan International University	1195	1449	2644	30	5	35	1225	1454	2679
Avance International University	90	96	186	4	6	10	94	102	196
Nexus International University	91	49	140	64	29	93	155	78	233
King Ceasar University	545	308	853			0	545	308	853
Bishop Barham University	658	599	1257	3	5	8	661	604	1265
Team University	833	504	1337	29	12	41	862	516	1378
Valley University of Science and Technology	281	238	519			0	281	238	519
University of Kisubi	448	555	1003	15	12	27	463	567	1030
University of Sacred Heart Gulu*	29	22	51			0	29	22	51
University of St. Joseph Mbarara	200	236	436	0	0	0	200	236	436
Ankole Western University	220	262	482	0	0	0	220	262	482
Great Lakes Regionl University	259	203	462			0	259	203	462
ISBAT University	1552	601	2153	684	301	985	2236	902	3138
Makerere University Business School	7933	9986	17919	90	74	164	8060	10023	18083
Other Degree Awarding Institutions									
Uganda Management Institute	1708	2136	3844	5	0	5	1713	2136	3849
Multitech Business School	331	387	718	14	18	32	345	405	750
Ernest Cook Ultra Sound Research Education Institute	385	185	570	45	32	77	430	217	647
YMCA Comprehensive Institute	1557	3635	5192	12	4	16	1569	3639	5208
ESLSCA International Business School	36	36	72	36	16	52	72	52	124
Africa Institute of Music	25	14	39	3	0	3	28	14	42
Africa Reform Theological Seminary	43	3	46	60	9	69	103	12	115
Westminster Christian Institute Uganda	45	23	68	28	12	40	73	35	108

Institute of Hospice and Palliative Care in Africa (IHPCA)	8	15	23	11	32	43	19	47	66
Uganda Baptist Seminary	93	11	104	27	3	30	120	14	134
Agricultural Institutions									
Bukalasa Agricultural College	953	357	1310	0	0	0	953	357	1310
Fisheries Training Institute	140	63	203	0		0	140	63	203
Nyabyeya Forestry College Masindi	278	158	436			0	278	158	436
St. Mathias Mbuye Agricultural College	193	173	366		3	3	193	176	369
Kyera Agricultural Training College	55	17	72			0	55	17	72
Health Institutions									
Uganda Institute of Allied Health and Management Science	1496	1102	2598	5	6	11	1501	1108	2609
Public Health Nurses College	48	266	314			0	48	266	314
Health Tutors College Mulago	158	101	259			0	158	101	259
Butabika Sch. Of Psychiatric Nursing*	207	223	430			0	207	223	430
Butabika School of Psychiatric Clinical Officers*	70	35	105			0	70	35	105
Chemiquip Laboratory School	88	64	152	0	0	0	88	64	152
Jinja School of Nursing and Midwifery	292	889	1181			0	292	889	1181
Kabale School of Comprehensive Nursing	153	389	542			0	153	389	542
Kabale Institute of Health sciences	119	279	398	0	0	0	119	279	398
Medicare Health Professionals	172	112	284	3	9	12	175	121	296
Gulu College of Health Sciences	468	194	662	0	1	1	468	195	663
Fortportal College of Health Sciences	361	218	579			0	361	218	579
School of Hygiene Mbale	301	230	531			0	301	230	531
Machsu School of Clinical	70	35	105	26	32	58	96	67	163
Masaka School of Comprehensive Nursing	69	125	194			0	69	125	194
Medical Laboratory Technician's School, Jinja	153	54	207	0	0	0	153	54	207
Ophthalmic Clinical Officers Training School	19	12	31			0	19	12	31
Soroti School of Comprehensive Nursing	215	253	468			0	215	253	468
Mbale College of Health Sciences	525	265	790			0	525	265	790
International Institute of Health science	174	426	600	2	2	4	169	435	604
Kampala School of Health Sciences	62	25	87	2	1	3	65	25	90
Mildmay Institute of Health Sciences*	447	584	1031	21	26	47	468	610	1078
Hope Net Training Centre	18	80	98			0	18	80	98

Mayanja Memorial Medical Training Institute	157	106	263			0	157	106	263
Virika Institute of Health Sciences	13	54	67				13	54	67
St. Francis Hospital Nsambya Training School	53	150	203			0	53	150	203
Johnnass International College of Health Sciences	13	23	36				13	23	36
Lubaga Hospital Training School	39	236	275	1	3	4	40	239	279
Gulu Institute of Health Science	265	198	463				265	198	463
Technical Institutions									
Uganda Technical College Bushenyi	636	125	761			0	636	125	761
Uganda Technical College Kichwamba	1001	130	1131	0	0	0	1001	130	1131
Uganda Technical College Elgon	874	143	1017			0	874	143	1017
Uganda Technical College Lira	994	89	1083	0	0	0	994	89	1083
Uganda Technical College Kyema	671	103	774			0	671	103	774
AICM Vocatraing Training College	233	103	336	1	0	1	234	103	337
Institute of Survey and Land Management	836	391	1227			0	836	391	1227
Nakawa Vocational Training College	191	24	215			0	191	24	215
St. Benedict Technical College	190	27	217				190	27	217
Daniel Comboni Technical College	82	2	84	1	0	1	83	2	85
NileVocational Training Institute	678	401	1079			0	678	401	1079
Teachers Colleges									
National Teachers College Unyama	887	578	1465	0	0	0	887	578	1465
National Teachers College Mubende	483	353	836			0	483	353	836
National Teachers College Kabale	1228	942	2170	0	0	0	1228	942	2170
National Teachers College-Kaliro	719	502	1221	0	0	0	719	502	1221
National Teachers College Muni	1195	582	1777			0	1195	582	1777
Theological Colleges									
All Nations Theological College	14	2	16	20	5	25	34	7	41
Africa Reformation Theological Seminary	30	2	32	41	7	48	71	9	80
Glad Tidings Bible College	16	7	23	1	0	1	17	7	24
Katigondo National Major Seminary	275	0	275	0	0	0	275	0	275
Kampala Evangelical School of Theology	22	4	26		0	0	22	4	26
Reformed Theological College	41	16	57	35	6	41	46	52	98
Uganda Bible Institute	95	26	121			0	95	26	121

St. Paul National Seminary Kinyamasika	98	0	98	0	0	0	98	0	98
Pentecostal Theological College (PTC)	115	55	170			0	115	55	170
Uganda Martyrs Seminary Namugongo	108	28	136	3	0	3	111	28	139
Global Theological Seminary	28		28	9		9	37		37
Covenant Bible Institute of Theology	20	0	20	10	0	10	30	0	30
Yesu Akwagala Bible College	33	21	54	25	1	26	59	21	80
Word of Life Africa Bible Institute	7	8	15	2	0	2	9	8	17
Business/ Development/Management Institutions									
Uganda College of Commerce Aduku	564	535	1099	0	0	0	564	535	1099
Uganda College of Commerce Kabale	206	334	540	0	0	0	206	334	540
Uganda College of Commerce Pakwach	363	327	690	17	7	24	380	334	714
Uganda College of Commerce Soroti	305	522	827			0	305	522	827
Uganda College of Commerce Tororo	495	553	1048	1	0	1	496	553	1049
IACE Makerere University-Fortportal	94	112	206			0	94	112	206
Royal Institute of Business and Technical Education	87	126	213	0	0	0	87	126	213
Rosa Mystica Inst of Business & Voc Training Fortportal	97	82	179	0		0	97	82	179
Uganda Institute of Banking and Financial Services	72	50	122	17	8	25	89	58	147
Institute of Accountancy and Commerce	70	43	113	22	27	49	97	65	162
Kabalega College Masindi	283	237	520			0	283	237	520
International College of Business and Computer Science	45	88	133			0	45	88	133
Institute of Advanced Leadership	42	43	85	18	15	33	60	58	118
Mbarara Business Institute	136	111	247			0	136	111	247
Kampala College of Business	80	94	174	7	3	10	86	98	184
Kampala College of Commerce and Advanced Studies	77	73	150	3	1	4	80	74	154
Kyotera College of Business Studies	20	98	118			0	20	98	118
Kampala Institute of Science and Technology	145	104	249				145	104	249
Makerere Business Institute	100	148	248	3	6	9	103	154	257
Makerere College of Business and Computer Studies	23	132	155	0	0	0	23	132	155
Maganjo Institute of Career Education	120	86	206			0	120	86	206
Nyamitanga College of Business Studies	14	190	204	0	0	0	14	190	204
Nakawa Institute of Business Studies	82	73	155	3	1	4	85	74	159
Namasuba College of Commerce	57	235	292	5	8	13	62	243	305

YMCA College of Business Studies Jinja	139	546	685	1	3	4	140	549	689
YWCA Training Institute	9	141	150	2	8	10	15	145	160
The College of Business Studies	21	16	37	0	0	0	21	16	37
Tropical College of Commerce and Computer Studies	18	69	87			0	18	69	87
College of Business and Management Studies	35	30	65	0	0	0	35	30	65
College of Business Studies Uganda	18	60	78	0	0	0	18	60	78
Fortportal Institute of Commerce	61	73	134			0	61	73	134
Higher Learning Institute of Business Masaka	32	67	99	0		0	32	67	99
African College of Commerce & Technology	256	189	445	0	0	0	256	189	445
Aptech Computer Education Centre	103	17	120	10	11	21	120	21	141
Malaika Vocational and Business Institute	45	97	142	0	6	6	45	103	148
Buganda Royal Institute of Business and Technical Education*	879	458	1337	5	12	17	884	470	1354
Monaco Institute of Business and Computer Science	39	29	68	3	1	4	42	30	72
College of Professional Development	210	172	382	0	1	1	210	173	383
Institute of Advance Leadership	13	10	23	53	54	107	66	64	130
Centre for Procurement Management	184	151	335	5	7	12	189	158	347
Datamine Technical Business School	175	86	261	0	0	0	175	86	261
Institute of Management Science and Technology	38	35	73	4	15	19	42	50	92
Management and Accountancy Training Company Limited	669	769	1438			0	669	769	1438
East African School of Taxation	161	323	484	1		1	161	324	485
Global Institute of IT and Business	90	102	192	14	16	30	104	118	222
Uganda Christian Institute for Professional Development	170	190	360	0	2	2	170	192	362
East African Institute of Management Science	149	147	296	23	11	34	172	158	330
Institute of Accountants and Vocational School Kyotera	35	61	96	0	0	0	35	61	96
Al - Mustafa Islamic College	53		53			0	53		53
Mityana Business Institute	17	70	87			0	17	70	87
Victoria Business Secretarial College	43	83	126			0	43	83	126
Makerere Business Training Centre	35	60	95	5	10	15	40	70	110
Institute of Petroleum Studies	46	39	85	5	0	5	51	39	90
Uganda Institute of Business and Management Studies	82	73	155	3	1	4	85	74	159
African Ark College of Management Sciences	151	132	283	0	0	0	151	132	283
Alliance Vocational School Ibanda	20	37	57			0	20	37	57

Northern Institute of Business Studies	11	5	16			0	11	5	16
Ulirika Institute of Home Economics	15	118	133			0	15	118	133
Fountainhead Institute of Management and Technology	184	179	363	1		1	185	179	364
Vision for Africa International Christian College	124	139	263	1	1	2	125	140	265
Rubindi Vocational Institute	119	113	232			0	119	113	232
Management Institute of Science and Technology	68	47	115			0	68	47	115
SaiPali Institute of Technology and Management	86	14	100			0	86	14	100
Development Study Centre	6	8	14			0	6	8	14
Web Info-Net	32	48	80	5	1	6	37	49	86
Luigi Giussani Institute of Higher Education	15	17	32	4	1	5	19	18	37
Human Technical and Business College	400	70	470	0	0	0	400	70	470
Uganda Catholic Management and Training Institute*	15	96	111	34	99	133	49	195	244
Nsamizi Training Institute of Social Development	143	188	331			0	143	188	331
Management Training and Advisory Centre	461	574	1035	4	7	11	465	581	1046
Bishop Magambo Counsellor Training Institute	20	40	60			0	20	40	60
St. Anthony Counselling Training and Development Institute	12	10	22			0	12	10	22
Makerere Institute of Administrative Management	23	21	44	0	0	0	23	21	44
Mbarara Institute for Social Development	165	233	398			0	165	233	398
Makerere Institute of Management	375	589	964			0	375	589	964
Makerere Institute for Social Development	313	399	712	6	12	18	319	411	730
Institute of Social Work and Community Development	63	90	153	27	30	57	90	120	210
Makland Institute of Business and Management	223	237	460	30	20	50	253	257	510
Africa Population Institute	83	42	125	96	50	146	179	92	271
Nile Institute of Management Studies Arua	62	41	103			0	62	41	103
Visions Institute of Public Relations and Management	70	58	128	22	0	22	92	58	150
Rukungiri Institute of Management	19	42	61	0	0	0	19	42	61
Media and ICT									
Uganda Institute of Business and Media Studies	50	42	92	5	1	6	55	43	98
Uganda Institute of Information and Communications Tech	310	68	378			0	310	68	378
UMCAT School of Journalism and Mass Communication	195	138	333			0	195	138	333
Informatics Management Institute	6	2	8	4	0	4	10	2	12
International Institute of Business and Media Studies	75	90	165	4	10	14	79	100	179

Tourism and Catering									
Uganda Wildlife Research and Training Institute Kasese	145	88	233	0	0	0	145	88	233
Hotel and Tourism Training Institute	238	400	638			0	238	400	638
Pearl Crest Hospitality Training Institute	0	24	24	0	0	0	0	24	24
Jimmy Sekasi Institute of Catering	33	124	157			0	33	124	157
Others									
Law Development Centre*	745	407	1152			0	745	407	1152
National Meteorological Training Institute*	68	35	103	0	0	0	68	35	103
Art and Design									
Nagenda International Academy of Art and Design	14	11	25	1	1	2	15	12	27
Artfield Institute of Design	86	33	119	6	3	9	92	36	128
Universal Institute of Graphics and Technology	24	5	29	1	0	1	25	5	30
Michelangelo College of Creative Arts, Kisubi	96	44	140	0	0	0	96	44	140

Source: Primary data

Appendix 2: Programmes Accredited 2019/20

Africa Bible University	
Bachelor of Arts with Education	14th June 2021
Africa Institute of Music	
Bachelor of Music	1st March 2021
Africa Renewal University	
Postgraduate Diploma in Early Childhood Education	1st March 2021
Bachelor of Education Primary	1st March 2021
Bachelor of Arts with Education	1st March 2021
Postgraduate Diploma in Education	1st March 2021
Bachelor of Science in Public Health	1st March 2021
Africa Rural University	
Bachelor of Science in Sustainable Agriculture	28th August 2020
Bachelor of Science in Technologies for Rural Transformation	28th August 2020
African Bible University	
Bachelor of Arts in Biblical Studies	14th December 2020
Bachelor of Business Administration	14th December 2020
Bachelor of Mass Communication	14th December 2020
Al-Mustafa Islamic College	
Diploma in Quran and Hadith	28th August 2020
Diploma in Arabic Language	28th August 2020
All Saints University, Lango	
Bachelor of Business Administration and Management	28th August 2020
Bachelor of Social Work and Social Administration	28th August 2020
Bachelor of Theology and Community Development	28th August 2020
Diploma in Business Administration and Management	28th August 2020
Diploma in Information and Communication Technology	28th August 2020
Diploma in Public Administration and Management	28th August 2020
Diploma in Social Work and Social Administration	28th August 2020
Diploma in Theology and Community Development	28th August 2020
Bachelor of Public Administration and Management	14th December 2020
Bishop Stuart University	
Diploma in Computer Science	28th August 2020
Diploma in Law	28th August 2020
Postgraduate Diploma in Development Studies	28th August 2020
Postgraduate Diploma in Agriculture and Rural Innovations	28th August 2020
Master of Public Health	28th August 2020
Master of Development Studies	28th August 2020
Master of Business Administration	28th August 2020
Master of Agribusiness and Value Chain Management	28th August 2020
Diploma in Science and Technology Education	28th August 2020

Diploma in Records Management and Information Science	28th August 2020
Diploma in Public Health	28th August 2020
Diploma in Office Management and Secretarial Studies	28th August 2020
Postgraduate Diploma in Medical Education	28th August 2020
Bachelor of Arts with Education-Languages and Literature	28th August 2020
Bachelor of Arts with Education-Fine Art Double Main	28th August 2020
Diploma in Information Technology	28th August 2020
Bachelor of Arts with Education-Humanities	28th August 2020
Diploma in Industrial Fine Art and Design	28th August 2020
Bachelor of Business Administration	28th August 2020
Bachelor of Commercial Industrial Fine Art and Design	28th August 2020
Bachelor of Computer Science	28th August 2020
Bachelor of Records Management and Information Science	28th August 2020
Bachelor of Science and Technology Education	28th August 2020
Bachelor of Science in Information Technology	28th August 2020
Bachelor of Science in Public Health	28th August 2020
Diploma in Business Administration	28th August 2020
Bachelor of Office Management and Secretarial Studies	28th August 2020
Masters in Human Resource Management	14th December 2020
Bachelor of Agriculture and Community Development	14th June 2021
Diploma in Agribusiness Management and Community Development	14th June 2021
PhD in Development Studies	14th June 2021
Master of Arts in Leadership (Affiliation with Trinity University Canada)	14th June 2021
Master of Arts in Educational Leadership(Affiliation with Trinity University Canada)	14th June 2021
Bugema University	
Bachelor of Arts in Development Studies	14th December 2020
Bachelor of Arts in Economics	14th December 2020
Bachelor of Arts in Human Resource Management	14th December 2020
Bachelor of Procurement and Supply Chain Management	14th December 2020
Bachelor of Science in Environmental Science	14th December 2020
Bachelor of Science in Finance and Banking	14th December 2020
Diploma in Computer Forensics	14th December 2020
Diploma in Management	14th December 2020
Master of Procurement and Logistics	14th December 2020
Master of Project Planning and Management	14th December 2020
Master of Social Work	14th December 2020
Postgraduate Diploma in Business Management	14th December 2020
PhD in Educational Management	14th June 2021
PhD in Environmental Management	14th June 2021
PhD in Rural Development	14th June 2021
Bachelor of Public Administration and Management	28th August 2020

Master of Science in Materials Engineering	14th June 2021
Bachelor of Science in Computer Engineering	14th June 2021
PhD in Business and Management	14th June 2021
Butabika Psychiatric Nursing School	
Diploma in Psychiatric Nursing-Direct	14th June 2021
Diploma in Psychiatric Nursing-Extension	14th June 2021
Post Basic Diploma in Mental Health Nursing	14th June 2021
Cavendish University	
Bachelor of Software Engineering	28th August 2020
Higher Education Certificate-Humanities	14th June 2021
Bachelor of Science Public Health	14th June 2021
Bachelor of Journalism and Communication Studies	1st March 2021
Bachelor of Information Technology	1st March 2021
Bachelor of Business Administration	1st March 2021
Bachelor of International Relations and Diplomatic Studies	1st March 2021
Bachelor of Public Administration and Management	1st March 2021
Bachelor of Science in Computer Science	1st March 2021
Clarke International University	
Bachelor of Tourism, Hospitality and Event Management	1st March 2021
Daniel Comboni Technical College	
National Diploma in Civil Engineering	14th June 2021
National Diploma in Electrical Engineering	14th June 2021
National Diploma in Mechanical Engineering	14th June 2021
Ernest Cook Ultrasound Research Education Institute	
Higher Education Certificate -Biological Sciences	14th December 2020
Higher Education Certificate -Physical Sciences	14th December 2020
Equator University of Science and Technology	
Bachelor of Business Administration	14th June 2021
Bachelor of Dental Surgery	14th June 2021
Bachelor of Information Technology	14th June 2021
Bachelor of Medicine and Bachelor of Surgery	14th June 2021
Great Lakes Regional University	
Bachelor of Business Administration	14th June 2021
Gulu University	
PhD in Business	14th December 2020
Master of Science in Molecular Biology and Biotechnology	14th December 2020
PhD in Education	14th December 2020
Bachelor of Medicine and Bachelor of Surgery	14th December 2020
PhD in Humanities (Geography, Philosophy, Religious Studies and English and Linguistics)	14th December 2020
PhD in Science (Biology, Chemistry, Mathematics, Physics and Computer Science)	1st March 2021
Master of Science in Economics	14th June 2021
Master of Science in Finance	14th June 2021

Bachelor of Science in Food Bioscience and Agribusiness	28th August 2020
Bachelor of Science in Public Health	28th August 2020
Health Tutors College Mulago	
Higher Diploma in Health Training Institutions Management Science and Leadership	14th December 2020
Ibanda School of Midwifery and Nursing	
Diploma in Midwifery	14th June 2021
Diploma in Nursing	14th June 2021
Informatics Management Institute	
Higher Education Certificate-Humanities	28th August 2020
Diploma in Records and Information Science	28th August 2020
ISBAT University	
Bachelor of Science in Computer Science	14th June 2021
Master of Business Administration	14th June 2021
Master of Science in Information Technology	14th June 2021
Bachelor of Science in Applied Information Technology	14th December 2020
Diploma in Business Administration	14th December 2020
Diploma in Information Technology	14th December 2020
Master of Science in Public Health (Epidemiology, Biostatistics and Public Health)	14th December 2020
Higher Education Certificate-Health Sciences	1st March 2021
Diploma in Multimedia and Animation	14th June 2021
Diploma in Computer Hardware and Networking	14th June 2021
Diploma in Networking and Cyber Security	14th June 2021
Diploma in Software Engineering	14th June 2021
Islamic Call University College	
Bachelor of Arts in Conflict Resolution and Peace Building	28th August 2020
Diploma in Public Administration	28th August 2020
Islamic University in Uganda	
PhD in Islamic Banking	1st March 2021
Master of Education in Counselling Psychology	1st March 2021
Master of Education in Education Psychology	1st March 2021
Kabale University	
Master in Institutional Governance and Leadership	28th August 2020
Bachelor of Business Administration	28th August 2020
Bachelor of Public Administration	28th August 2020
Diploma in Public administration and Management	28th August 2020
Bachelor of Procurement and Logistics Management	28th August 2020
Diploma in Kiswahili Language	28th August 2020
Diploma in Tourism and Hospitality Management	28th August 2020
Bachelor of Social Work	28th August 2020
Postgraduate Diploma in Public Administration and Management	28th August 2020
Postgraduate Diploma in Project Planning and Management	28th August 2020
Postgraduate Diploma in Human Resources Management	28th August 2020

Masters in Public Administration and Management	28th August 2020
Masters in Monitoring and Evaluation	28th August 2020
Masters in Human Resource Management	28th August 2020
Master of Arts in Project Planning and Management	28th August 2020
Diploma in Hotel Management	28th August 2020
Diploma in Environmental Health Science	14th December 2020
Bachelor of Anaesthesia and Critical Care	14th December 2020
PhD in Business Administration	14th December 2020
PhD in Public Administration and Management	14th December 2020
Masters in Linguistics	1st March 2021
Diploma in Social Work	1st March 2021
Bachelor of Education Primary	14th June 2021
Bachelor of Education Secondary-Arts	14th June 2021
Bachelor of Education Secondary-Science	14th June 2021
Bachelor of Library and Information Science	14th June 2021
Bachelor of Records and Information Management	14th June 2021
Diploma in Business Administration and Management	14th June 2021
Diploma in Education-Primary	14th June 2021
Master of Education Psychology	14th June 2021
Kampala School of Health Sciences	
Higher Education Certificate-Biological Sciences	1st March 2021
Kampala University	
Master of Arts in Literature	1st March 2021
Bachelor of Arts in Social Sciences	1st March 2021
Bachelor of Journalism and Mass Communication	1st March 2021
Bachelor of Arts with Education	1st March 2021
Diploma in Computer Science and Information Technology	1st March 2021
Bachelor of Business Administration	1st March 2021
Bachelor of Administrative and Secretarial Studies	1st March 2021
Postgraduate Diploma in Information Technology	1st March 2021
Bachelor of Procurement and Supply Chain Management	1st March 2021
Master of Arts in History	1st March 2021
Bachelor of Computer Science and Information Technology	1st March 2021
Master of Arts in English Language and Linguistics	1st March 2021
Kumi University	
Bachelor of Administrative and Secretarial Studies	28th August 2020
Diploma in Administrative and Secretarial Studies	28th August 2020
Diploma in Records and Archives Information Management	28th August 2020
Diploma in Public administration	28th August 2020
Diploma in Human Resource Management	28th August 2020
Diploma in Development Studies	28th August 2020
Diploma in Business Administration	28th August 2020
Bachelor of Secondary Education External	28th August 2020

Bachelor of Science in Agriculture	28th August 2020
Bachelor of Primary Education -External	28th August 2020
Bachelor of Human Resource Management	28th August 2020
Bachelor of Arts with Education	28th August 2020
Diploma in Social Work and Social Administration	28th August 2020
Bachelor of Bible and Theology	28th August 2020
Kyambogo University	
Bachelor of Archeology and Heritage Management	28th August 2020
Bachelor of Cultural Heritage Studies	14th June 2021
PhD in Special Needs Education	14th June 2021
Bachelor of Arts in Development Studies	14th June 2021
Bachelor of Fashion and Cosmetology	14th June 2021
Master of Arts in Development Studies	14th June 2021
Master of Arts in History	14th June 2021
Master of Disability Studies and Inclusive Development	14th June 2021
Master of Social Work	14th June 2021
Labour College of East Africa	
Diploma in Accounting and Finance	14th December 2020
Diploma in Human Resource Management	14th December 2020
Diploma in Information Technology	14th December 2020
Diploma in Insurance Business and Risk Management	14th December 2020
Diploma in Project Planning and Management	14th December 2020
Limkokwing University of Creative Technology	
Bachelor of Arts in Creative Multimedia	1st March 2021
Bachelor of Arts in Business Administration	1st March 2021
Bachelor of Science in Information Technology	1st March 2021
Bachelor of Arts in Tourism Management	1st March 2021
Lira University	
Bachelor of Education External - Primary	28th August 2020
Bachelor of Education External - Secondary	28th August 2020
Postgraduate Diploma Public Administration and Management	28th August 2020
Bachelor of Science with Education	14th December 2020
Lubaga Hospital Training Schools	
Diploma in Laboratory Technology	14th June 2021
Diploma in Midwifery	14th June 2021
Diploma in Nursing	14th June 2021
Diploma in Physiotherapy	14th June 2021
Luigi Giussani Institute of Higher Education	
Diploma in Early Childhood Education and Care	28th August 2020
Luyanzi Institute of Technology	
Diploma in Catering and Hotel Management	14th June 2021
Diploma in Chinese Language and Culture	14th June 2021
Diploma in Computer Science	14th June 2021

Diploma in Cosmetology and Beauty Therapy	14th June 2021
Diploma in Graphics Design and Digital Marketing	14th June 2021
Diploma in Information Technology	14th June 2021
Diploma of Science in Data Communications and Networks Systems	14th June 2021
Diploma in Fashion Design and textile Technology	14th June 2021
Makerere University	
Master of French and Language Studies	14th June 2021
PhD in Agricultural and Applied Economics	14th June 2021
Makerere University Business School	
Diploma in Business Administration	14th December 2020
Diploma in Business Computing	14th December 2020
Diploma in Catering and Hotel Operations	14th December 2020
Diploma in Computer Science	14th December 2020
Diploma in Human Resources and Management	14th December 2020
Diploma in Procurement and Supply Chain Management	14th December 2020
Diploma in Transport and Logistics Management	14th December 2020
Higher Education Certificate-Business Studies	1st March 2021
Diploma in Entrepreneurship and Small Business Management	1st March 2021
Management Training and Advisory Centre	
Higher Education Certificate-Humanities and Social Science	14th December 2020
Mbale College of Health Sciences	
Post basic Diploma in Anesthesia	14th December 2020
Diploma in Clinical Medicine and Community Health	14th December 2020
Diploma in Pharmacy	14th December 2020
Mbarara University of Science and Technology	
Bachelor of Science in Procurement and Supply Chain Management	14th December 2020
Diploma in Science Laboratory Technology	14th December 2020
Master of Science in Health Information Technology	1st March 2021
PhD in Chemistry	14th June 2021
PhD in Curriculum and Medical Studies	14th June 2021
PhD in Educational Administration and Planning	14th June 2021
PhD in Mathematics	14th June 2021
PhD in Physics	14th June 2021
PhD in Psychology	14th June 2021
Bachelor of Science with Education	14th June 2021
Master of Education in Curriculum Instruction and Media Studies	14th June 2021
Master of Education in Education Administration and Planning	14th June 2021
Master of Education in Education Psychology	14th June 2021
Master of Science in Biology (Entomology, Pest and Vector Biology)	14th June 2021
Master of Science in Biology (Microbiology and Parasitology)	14th June 2021
Master of Science in Biology (Natural Resources, Ecology, Conservation and Management)	14th June 2021
Master of Science in Chemistry	14th June 2021

Master of Science in Mathematics	14th June 2021
Master of Science in Physics	14th June 2021
Metropolitan International University	
Diploma in Tourism and Hotel Management	28th August 2020
Mountains of the Moon University	28th August 2020
Bachelor of Science in Public Health	28th August 2020
Bachelor of Science with Education	28th August 2020
Masters in Agro-Ecology	28th August 2020
Postgraduate Diploma in Monitoring and Evaluation	28th August 2020
Master of Business Administration	14th December 2020
Master of Educational Leadership and Policy Studies	14th December 2020
Master of Public Administration and Management	14th December 2020
Master of Science in Natural Resources Management	14th December 2020
Diploma in Environmental Health Sciences	1st March 2021
Bachelor of Education -Secondary	1st March 2021
Bachelor of Arts with Education	1st March 2021
Diploma in Primary Education	1st March 2021
Bachelor of Arts in Mass Communication	1st March 2021
Postgraduate Diploma in Information and Communication Technology	1st March 2021
Bachelor of Environmental Health Science	1st March 2021
Muni University	
Bachelor of Information Systems	14th December 2020
Bachelor of Information Technology	14th December 2020
Bachelor of Science with Education	14th December 2020
Higher Education Certificate-Humanities	1st March 2021
Bachelor of Economics	14th June 2021
Bachelor of Economics and Statistics	14th June 2021
Bachelor of Science (Biology, Chemistry, Physics, Mathematics and Computer studies)	14th June 2021
Master of Education (Education Planning and Management)	14th June 2021
Muteesa I Royal University	
Bachelor of Science in Civil Engineering	14th June 2021
Bachelor of Science in Electrical Engineering	14th June 2021
Mutolere School of Nursing and Midwifery	
Diploma in Midwifery	14th June 2021
Diploma in Nursing	14th June 2021
National Meteorological Training School	
Diploma in Agricultural Meteorology	14th December 2020
Diploma in Meteorology	14th June 2021
Ndejje University	
Diploma in Clinical Medicine and Community Health	14th June 2021
Bachelor of Arts in Security and Strategic Studies	14th December 2020
Bachelor of Arts with Education	14th December 2020

Bachelor of Early Childhood Care and Development	14th December 2020
Bachelor of Fashion Textiles and Design	14th December 2020
Bachelor of Graphics Communications Design	14th December 2020
Bachelor of Primary Education	14th December 2020
Bachelor of Science in Journalism and Public Relations	14th December 2020
Bachelor of Science with Education	14th December 2020
Diploma in Computer Science	14th December 2020
Diploma in Graphics Communication Design	14th December 2020
Diploma in Guidance and Counselling	14th December 2020
Diploma in Primary Education	14th December 2020
Diploma in Secondary Education	14th December 2020
Diploma in Vocational and Applied Art and Design	14th December 2020
Doctor of Philosophy in Public Health	14th December 2020
Master of Arts in Commercial Industrial Art and Design	14th December 2020
Master of Arts in Diplomacy and Global Studies	14th December 2020
Master of Arts in Human Rights and Development	14th December 2020
Master of Arts in Security and Strategic Studies	14th December 2020
Master of Monitoring and Evaluation	14th December 2020
Master of Public Relations and Strategic Communications	14th December 2020
Postgraduate Diploma in Diplomacy and Global Studies	14th December 2020
Postgraduate Diploma in Monitoring and Evaluation	14th December 2020
Pentecostal Theological College Mbale	
Diploma in Bible and Theology	1st March 2021
Queen of Apostles Philosophy Centre, Jinja	
Bachelor of Arts in Philosophy	14th June 2021
Bachelor of Arts in Social and Philosophical Studies	14th June 2021
Queen of Apostles Philosophy Centre, Jinja-Uganda Martyrs University	
Bachelor of Arts in Social and Philosophical Studies	14th June 2021
Sai Pali Institute of Technology and Management	
Diploma in Infrastructure and Management Service	14th June 2021
Diploma in Software Engineering	14th June 2021
Diploma in Visual Effects and Animation	14th June 2021
School of Hygiene Mbale	
Diploma in Environmental Health Science	14th June 2021
Post Basic Diploma in Health Leadership and Management	14th June 2021
Post Basic Diploma in Health Promotion	14th June 2021
Soroti University	
Bachelor of Engineering in Electronics and Computer Engineering	28th August 2020
St Anthony Counselling, Training and Skills Development Institute	
Diploma in Counselling Psychology	28th August 2020
St Francis College of Health Sciences	
Higher Education Certificate-Biological Sciences	1st March 2021

St Joseph's Kamuli School of Midwifery and Nursing	
Diploma in Midwifery	14th June 2021
Diploma in Nursing	14th June 2021
St Kalori Lwanga Institute of Health Sciences Nyakibaale	
Diploma in Midwifery (Extension)	14th June 2021
Diploma in Nursing (Extension)	14th June 2021
St Kizito Hospital Matany School of Nursing and Midwifery	
Diploma in Midwifery	14th June 2021
Diploma in Nursing	14th June 2021
St Lawrence Villa Maria School of Nursing and Midwifery	
Diploma in Midwifery	14th June 2021
Diploma in Nursing	14th June 2021
St Mary's National Major Seminary Ggaba	
Bachelor of Theology	14th June 2021
Diploma in Theological and Pastoral Studies	14th June 2021
St Mary's National Major Seminary Ggaba-Makerere University	
Master of Arts in Theological and Religious Studies	14th June 2021
St Mbaga National Major Seminary	
Diploma in Theological and Pastoral Studies	14th June 2021
St Mbaaga National Major Seminary-Urbaniana University	
Bachelor of Theology	14th June 2021
St Paul's National Seminary Kinyamasika	
Diploma in Theology and Pastoral Studies	14th June 2021
St Paul's National Seminary Kinyamasika -Makerere University	
Master of Arts in Theological and Religious Studies	14th June 2021
St Simon Peter Vocational Training College	
National Diploma in Civil Engineering	14th June 2021
National Diploma in Electrical Engineering	14th June 2021
National Diploma in Mechanical Engineering	14th June 2021
St Thomas Aquinas National Major Seminary Katigondo	
Bachelor of Philosophy (affiliation with Pontifical Urbaniana University)	14th June 2021 Diploma in Philosophical and Theological Studies
St. Mary's Hospital Lacor Health Training Institute	
Diploma in Medical Laboratory Technology	14th June 2021
Diploma in Midwifery	14th June 2021
Diploma in Nursing	14th June 2021
Post basic Diploma in Anesthesia	14th June 2021
Diploma in Midwifery	14th June 2021
Team University	
Postgraduate Diploma in Educational Planning and Management	1st March 2021
Diploma in Primary Education	1st March 2021
The Uganda Institute of Banking and Financial Services	

Chartered Bank Programme	28th August 2020
Diploma in Microfinance	28th August 2020
Banking Certificate Course	28th August 2020
Trinity Biblical Institute	
Diploma in Education - Early Childhood Development	28th August 2020
Uganda Christian University	
Bachelor of Environmental Science and Disaster Management	28th August 2020
Master of Science in Environmental Science and Management	28th August 2020
Postgraduate Diploma in Sustainable Business and Renewable Energy	29th August 2020
Diploma in Information Technology	28th August 2020
Diploma in Theology (Modular)	28th August 2020
Master of Human Resource Management	28th August 2020
Bachelor of Arts in Journalism and Communication	14th December 2020
Diploma in Business Administration	14th December 2020
Master of Divinity (Modular)	14th December 2020
Master of Divinity (Regular)	14th December 2020
Master of Public Health Leadership (Save the Mothers)	14th December 2020
Master of Research and Public Policy	14th December 2020
Bachelor of Divinity (Modular)	14th June 2021
Master of Arts in Theology and Development	14th June 2021
Master of Science in Agriculture and Rural Development	14th June 2021
Master of Science in Agriculture by Research	14th June 2021
Postgraduate Diploma in Christian Ministry	14th June 2021
Bachelor of Divinity (Regular)	14th June 2021
Diploma in Public Administration and Management	14th June 2021
Bachelor of Science in Accounting and Finance	14th June 2021
Uganda Institute of Allied Health and Management Sciences	
Diploma in Clinical and Community Nutrition	14th June 2021
Diploma in Pharmacy	14th June 2021
Post Basic Diploma in Health Management and Leadership	14th June 2021
Post Basic Diploma in Health Promotion and Education	14th June 2021
Uganda Management Institute	
Diploma in Public Administration and Community Development	14th December 2020
Post graduate Diploma in Business Computing and Management	14th December 2020
Postgraduate Diploma in Educational Leadership and Management	14th December 2020
Postgraduate Diploma in Health Services Management and Administration	14th December 2020
Postgraduate Diploma in Information Security Management	14th December 2020
Postgraduate Diploma in Information Technology	14th December 2020
Postgraduate Diploma in Journalism and Communication Management	14th December 2020
Postgraduate Diploma in Public Policy Analysis and Governance	14th December 2020
Uganda Martyrs National Seminary Alokolum	

Diploma in Philosophical and Social Studies	14th June 2021
Uganda Martyrs National Seminary Alokolum-Urbiana University	
Bachelors in Philosophy	14th June 2021
Uganda Martyrs University	
Bachelor of Arts in Social and Religious Studies	14th December 2020
Bachelor of Arts in Social Pastoral Communication	14th December 2020
Bachelor of Science in Public Health	14th December 2020
Diploma in Journalism and Communication Studies	14th December 2020
UNICAF University	
Bachelor of Arts in Business Administration	14th June 2021
Bachelor of Arts in Healthcare Management	14th June 2021
Bachelor of Arts in Tourism and Hospitality Management	14th June 2021
Bachelor of Science in Business Accounting and Financial Management	14th June 2021
University of Kisubi	
Bachelor of Art, Fashion and Design	14th June 2021
Bachelor of Economics and Statistics	14th June 2021
Bachelor of Political Science and Public Administration	14th June 2021
Bachelor of Public Relations and Mass Communication	14th June 2021
Bachelor of Science in Counselling Psychology	14th June 2021
Diploma in Biomedical Laboratory Technology	14th June 2021
Diploma in Counselling Psychology	14th June 2021
Diploma in Social Work and Social Administration	14th June 2021
University of Saint Joseph Mbarara	
Bachelor of Human Resource Management	14th December 2020
Bachelor of Information Systems	14th December 2020
Bachelor of Institutional Governance and Leadership	14th December 2020
Bachelor of Mass Communication and Journalism	14th December 2020
Bachelor of Science in Accounting and Finance	14th December 2020
Bachelor of Science in Business Computing	14th December 2020
Bachelor of Science in Procurement and Logistics Management	14th December 2020
Bachelor of Social Work and Societal Transformation	14th December 2020
University of the Sacred Heart Gulu	
Bachelor of Agri-Systems Management	14th June 2021
Bachelor of Applied Information Technology	14th June 2021
Bachelor of Counselling Psychology	14th June 2021
Bachelor of Information Systems	14th June 2021
Postgraduate Diploma in Business Intelligence and Data Analytics	14th June 2021
Postgraduate Diploma in Strategic Management and Leadership	14th June 2021
Victoria University	
Bachelor of Arts in International Relations and Diplomatic Studies	14th December 2020
Bachelor of Arts in Journalism and Media Studies	14th December 2020
Bachelor of Development Studies	14th December 2020

Bachelor of Public Administration	14th December 2020
Bachelor of Science in Human Nutrition and Dietetics	14th December 2020
Bachelor of Science in Public Health	14th December 2020
Diploma in International Relations and Diplomatic Studies	14th December 2020
Diploma in Journalism and Media Studies	14th December 2020
Bachelor of Arts with Education	14th June 2021
Bachelor of Science in Visual Effects and Animation	14th June 2021
Diploma in Public Administration	14th June 2021
Diploma in Visual Effects and Animation	14th June 2021
Postgraduate Diploma in Human Nutrition	14th June 2021
Bachelor of Social Work	14th June 2021
Diploma in Information Technology	14th June 2021
Diploma in Social Work	14th June 2021
Virika Institute of Health Sciences	
Diploma in Nursing (Direct)	14th June 2021
Diploma in Nursing (Extension)	14th June 2021
Vision for Africa International Christian College	
National Diploma in Information and Communication Technology	14th June 2021
National Diploma in Tourism and Hotel Management	14th June 2021
National Diploma in Fashion and Design	14th June 2021
National Diploma in Cosmetology and Body Therapy	14th June 2021
Westminster Christian Institute Uganda	
Diploma of Theological Studies	28th August 2020
Postgraduate Diploma in Higher Education and Pedagogy	28th August 2020
Higher Education Certificate	28th August 2020
Bachelor of Arts in Theological Studies	28th August 2020
Postgraduate Diploma in Educational Leadership and Management	14th December 2020
Word of Life Africa Bible Institute	
Advanced Certificate in Biblical Studies	14th December 2020
YMCA Comprehensive Institute	
Bachelor of Journalism and Mass Communication	14th December 2020
Diploma in Cosmetology	14th December 2020
Diploma in Hotel and Institutional Catering	14th December 2020
Higher Education Certificate -Humanities	14th December 2020

Source: Primary data

Appendix 3: Academic Staff

Institutions	PhD			Masters			Others	Grand Total
Universities	Male	Fem	Total	Male	Fem	Total	Total	Total
Makerere University	585	196	781	437	225	662	13	1456
Mbarara University of Science and Technology	59	22	32	115	53	168	112	312
Kyambogo University			118			405	536	1110
Gulu University	53	7	60	128	40	168	23	251
Busitema University	54	8	62	203	77	280	12	354
Muni University	27	2	29	54	18	72	3	104
Kabale University	63	11	74	97	37	134	138	346
Lira University	9	3	12	36	21	57	92	161
Islamic University in Uganda	26	3	29	172	47	219	399	647
Uganda Christian University*	32	12	44	61	46	109	281	434
Uganda Matyrs University Nkozi	35	7	42	90	41	131	93	266
Ndejje University	5	3	8	159	62	221	53	282
Bugema University	37	5	42	88	49	137	18	197
Nkumba University*	25	4	29	104	38	142	31	202
Kampala International University*	1	1	2	5	7	12	14	28
Aga Khan University	1	1	2	3	8	11	32	45
All Saints University Lango*	2	0	2	18	3	21	39	62
Cavendish University	9	5	14	58	30	88	1	103
Bishop Stuart University	23	5	28	86	50	136	17	181
Kumi University	6	1	7	35	10	45	69	121
Uganda Pentecostal University	2	0	2	25	7	33	56	91
St. Lawrence University*	7	2	9	62	21	83	0	92
Kampala University*	61	14	75	104	42	146	2	223
Mountains of the Moon University	6	5	11	32	10	42	62	115
Muteesa 1 Royal University	7	3	10	70	25	95	0	105
African Bible University	4	1	5	18	5	23	13	41
Clarke International University	11	4	15	46	42	88	6	109

International University of East Africa	14	1	15	86	22	108	0	123
Victoria University	7	1	8	15	6	21	34	63
Uganda Technology and Management University (UTAMU)	33	10	43	27	14	53	22	118
Africa Renewal University	20	4	24	18	10	28	3	55
Ibanda University	1	0	1	10	3	13	65	79
African Rural University	2	0	2	8	1	9	8	19
Livingstone University	1	0	1	24	4	27	2	30
Islamic Call University College	8	0	8	33	12	45	23	76
Metropolitan International University	9	3	12	62	21	83	19	114
Nexus International University	6	3	9	7	2	9	6	24
King Ceasar University	15	7	22	49	25	74	14	110
Bishop Barham University	4	1	5	47	14	61	23	89
Team University	15	4	19	33	9	42	39	100
Valley University of Science and Technology	6	0	6	18	8	26	8	40
University of Kisubi	19	9	28	48	18	66	5	99
University of Sacred Heart Gulu*	5	0	5	10	4	14	2	21
University of St. Joseph Mbarara	3	1	4	22	18	40	3	47
Ankole Western University	3	1	4	18	4	22	12	38
Great Lakes Regionl University	1	0	1	22	5	27	24	52
ISBAT University	9	1	10	25	6	31		31
Makerere University Business School	25	5	30	93	90	183	139	352
Other Degree Awarding Institutions								
Uganda Management Institute	28	11	39	44	15	59	39	137
Multitech Business School	1	0	1	11	2	13	37	51
Ernest Cook Ultra Sound Research Education Institute	6	2	8	27	19	46	11	65
YMCA Comprehensive Institute	12	1	13	37	12	49	93	155
ESLSCA International Business School	19	6	25	12	2	14		37
Africa Institute of Music	2	3	5	5	5	10	8	23
Africa Reform Theological Seminary	15	0	15	8	2	10	0	25
Westminster Christian Institute Uganda	5		5	12	4	16	17	38
Institute of Hospice and Palliative Care in Africa	2	3	5	2	6	8	2	15
Uganda Baptist Seminary	4	1	5	23	3	26		26

Agriculture/Forestry and Fisheries								
Bukalasa Agricultural College	0	0	0	9	5	14	20	34
Fisheries Training Institute				4	0	4	14	18
Nyabyeya Forestry College Masindi	1	0	1	6	1	7	16	24
St. Mathias Mbuye Agricultural College							31	31
Kyera Agricultural Training College				2		2	12	14
Health Institutions								
Uganda Institute of Allied Health and Management Science	2	1	3	7	2	9	120	132
Public Health Nurses College				0	2	2	12	14
Butabika Sch. Of Psychiatric Nursing*							14	14
Butabika School of Psychiatric Clinical Officers*					1	1	20	21
Jinja School of Nursing and Midwifery	0	0	0	0	2	2	31	33
Kabale School of Comprehensive Nursing					1	1	17	18
Medicare Health Professionals	0	0	0	2	0	2	31	33
Fortportal College of Health Sciences				3	0	3	29	32
School of Hygiene Mbale				5	0	5	9	14
Machsu School of Clinical	0	0	0	7	0	7	23	30
Masaka School of Comprehensive Nursing					1	1	14	15
Medical Laboratory Technician's School, Jinja	0	0	0	1	0	1	16	17
Ophthalmic Clinical Officers Training School				4	1	5	14	19
Soroti School of Comprehensive Nursing					1	1	20	21
Mbale College of Health Sciences	1	0	1	9	2	11	25	37
International Institute of Health science					1	1	15	16
Mildmay Institute of Health Sciences*				8	5	13	42	55
Hope Net Training Centre				3	1	4	5	9
Mayanja Memorial Medical Training Institute				7	0	7	24	31
St. Francis Hospital Nsambya Training School	2		2	15	10	25	40	67
Lubaga Hospital Training School				1	3	4	25	29
Gulu Institute of Health Science				4		4	39	43
Technical Institutions								
Uganda Technical College Bushenyi	1	0	1	5	0	5	46	52

Uganda Technical College Kichwamba	0	0	0	2	0	2	30	32
Uganda Technical College Elgon	1	0	1	2	0	2	73	76
Uganda Technical College Lira	0	0	0	0	0	0	37	37
Uganda Technical College Kyema				2	1	3	29	32
AICM Vocatraing Training College	0	0	0	1	0	1	32	33
Institute of Survey and Land Management				5	0	5	12	17
Nakawa Vocational Training College				2	2	4	40	44
St. Benedict Technical College							25	25
NileVocational Training Institute				1	0	1	73	74
Teacher Training Institutions								
National Teachers College Unyama	0	0	0	8	2	10	36	46
National Teachers College Mubende	0	0	0	10	2	12	41	53
National Teachers College Kabale	0	0	0	4	2	6	11	17
National Teachers College-Kaliro	0	0	0	14	5	19		19
National Teachers College Muni		1	1	11	6	17	38	56
Theological Colleges								
All Nations Theological College	1	0	1	9	2	11		11
Africa Reformation Theological Seminary	10	0	10	7	0	7	4	21
Glad Tidings Bible College	2		2	18	3	21	6	29
Institute of Advanced Leadership	0	0	0	7	4	11		11
Katigondo National Major Seminary	6	0	6	11	1	12	3	21
Kampala Evangelical School of Theology	2	0	2	2	5	7	0	9
Reformed Theological College	6	1	7	14	3	17	10	34
Uganda Bible Institute				2	2	4	9	13
Pentecostal Theological College (PTC)		1	1	3		3	5	9
Uganda Martyrs Seminary Namugongo				6	2	8	13	21
Global Theological Seminary	1		1	4		4	7	12
Covenant Bible Institute of Theology				3	2	5	5	10
Word of Life Africa Bible Institute	2	0	2	16	1	17		17
Business/Management/Social Development								
Uganda College of Commerce Aduku	0	0	0	3	1	4	28	32
Uganda College of Commerce Kabale	0	0	0	8	3	11	22	33

Uganda College of Commerce Pakwach				4	1	5	25	30
Uganda College of Commerce Soroti				6	3	9	27	36
Uganda College of Commerce Tororo	0	0	0	4	4	8	35	43
IACE Makerere University-Fortportal				7	3	10	15	25
Royal Institute of Business and Technical Education	0	0	0	0	0	0	12	12
Rosa Mystica Inst of Business & Voc Training Fortportal				1	1	2	10	12
Uganda Institute of Banking and Financial Services	3	0	3	21	4	25	5	33
Institute of Accountancy and Commerce	97	0	0	1	0	1	13	14
Kabalega College Masindi				16	10	26	18	44
International College of Business and Computer Science							10	10
Mbarara Business Institute	0	0	0	0	0	0	20	20
Kampala College of Business	0	0	0	0	0	0	12	12
Kyotera College of Business Studies							15	15
Kampala Institute of Science and Technology		1	1	2	2	4	29	34
Makerere Business Institute				2	2	4	18	22
Makerere College of Business and Computer Studies				1	0	1	41	42
Uganda Cooperative College Kigumba				6		6	8	14
Maganjo Institute of Career Education				1		1	29	30
Nyamitanga College of Business Studies	0	0	0	3	2	5	15	20
Nakawa Institute of Business Studies	0	0	0	3	1	4	23	27
Namasuba College of Commerce				3	0	3	22	25
YMCA College of Business Studies Jinja				2	3	5	54	59
YWCA Training Institute	0	0	0	2	2	4	22	26
The College of Business Studies	0	0	0	0	0	0	14	14
Tropical College of Commerce and Computer Studies				1		1	9	10
College of Business and Management Studies	0	0	0	1	0	1	9	10
College of Business Studies Uganda	0	0	0	0	0	0	9	9
Fortportal Institute of Commerce							19	19
Higher Learning Institute of Business Masaka	0	0	0	0	0	0	13	13
African College of Commerce & Technology	0	0	0	0	0	0	6	6
Aptech Computer Education Centre	0	0	0	3	0	3	8	11
Buganda Royal Institute of Business and Technical Education*				9	3	12	67	79

Monaco Institute of Business and Computer Science				2	1	3	9	12
College of Professional Development	0	0	0	6	2	8	53	61
Institute of Advance Leadership							34	34
Centre for Procurement Management				4	3	7	17	24
Datamine Technical Business School				2	2	4	22	26
Institute of Management Science and Technology	0	0	0	1	1	2	53	55
East African School of Taxation	2	0	2	9	0	9	0	11
Global Institute of IT and Business	1	0	1	4	0	4	24	29
Uganda Christian Institute for Professional Development							46	46
East African Institute of Management Science				6	2	8	39	47
Al - Mustafa Islamic College				4	7	11	0	11
Mityana Business Institute							13	13
Victoria Business Secretarial College							8	8
Makerere Business Training Centre							20	20
Institute of Petroleum Studies	3	0	3	15	8	23	0	26
Uganda Institute of Business and Management Studies				3	1	4	23	27
Alliance Vocational School Ibanda				2	0	2	31	33
Northern Institute of Business Studies				1	0	1	7	8
Ulirika Institute of Home Economics				2	2	4	20	24
Fountainhead Institute of Management and Technology	1	0	1		2	2	18	21
Vision for Africa International Christian College	0	0	0	1	3	4	38	42
Rubindi Vocational Institute				3	0	3	41	44
Management Institute of Science and Technology				2	0	2	12	14
SaiPali Institute of Technology and Management	1	0	1	5	0	5	4	10
Development Study Centre	1	0	1	2	0	2	8	11
Web Info-Net							19	19
Luigi Giussani Institute of Higher Education	1	0	1	5	2	7	19	27
Uganda Catholic Management and Training Institute*	1	0	1	7	8	15	17	33
Nsamizi Training Institute of Social Development	3	0	3	3	2	5	44	52
Management Training and Advisory Centre	1	0	1	12	8	20	146	167
Bishop Magambo Counsellor Training Institute	1		1	2	2	4	17	22
St. Anthony Counselling Training and Development Institute		1	1	2	2	4	10	15

Mbarara Institute for Social Development							34	34
Makerere Institute for Social Development				2	2	4	25	29
Makland Institute of Business and Management				2	1	3	12	15
Africa Population Institute				1	1	2	11	13
Visions Institute of Public Relations and Management	0	0	0	1	0	1	12	13
Rukungiri Institute of Management	0	0	0	5	1	6	19	25
Media and ICT								
Uganda Institute of Business and Media Studies	0	0	0	2	0	2	14	16
Uganda Institute of Information and Communications Tech	1	1	2	4	4	8	59	69
UMCAT School of Journalism and Mass Communication				4		4	38	42
Informatics Management Institute				2	0	2	6	8
International Institute of Business and Media Studies	0	0	0	1	0	1	14	15
Tourism and Hospitality Institute								
Uganda Wildlife Research and Training Institute Kasese	0	0	0	3	0	3	8	11
Hotel and Tourism Training Institute	0	0	0	4	2	6	11	17
Jimmy Sekasi Institute of Catering				2	0	2	8	10
Others								
Law Development Centre*	0	1	1	6	1	7	22	30
National Meteorological Training Institute*	0	0	0	1	0	1	8	9
East African School of Aviation, Soroti							28	28
Art and Industrial Design								
Nagenda International Academy of Art and Design	1	0	1	3	3	6	8	15
Artfield Institute of Design	1	0	1	6	2	8	10	19
Michelangelo College of Creative Arts, Kisubi				9	0	9	12	21

Non-operational Institutions excluded

Source: Primary data

Appendix 4: Academic staff availability

Institution	Full Time			Parttime			Overall		
	M	F	Total	M	F	Total	M	Fem	Total
Makerere University	1022	421	1456				1022	421	1456
Mbarara University of Science and Technology	194	82	276	23	13	36	217	95	312
Kyambogo University	115	246	361	530	219	749	645	465	1110
Gulu University	198	53	251				198	53	251
Busitema University	169	55	224	92	38	130	261	93	354
Muni University	75	17	92	8	4	12	83	21	104
Kabale University	189	67	256	60	30	90	249	97	346
Lira University	70	46	116	38	7	45	108	53	161
Soroti University	41	9	50				41	9	50
Islamic University in Uganda	233	71	304	219	124	343	452	195	647
Uganda Christian University*	93	59	152	179	103	282	272	162	434
Uganda Matyrs University Nkozi	121	59	180	69	17	86	190	76	266
Ndejje University	124	64	188	47	6	53	171	111	282
Bugema University	55	28	83	84	30	114	139	58	197
Nkumba University*	63	31	94	81	27	108	144	58	202
Kampala International University*	4	7	11	4	13	17	8	20	28
Aga Khan University	4	9	13	7	25	32	11	34	45
All Saints University Lango*	9	2	11	11	29	2	31	31	62
Cavendish University	39	19	58	28	17	45	67	36	103
Bishop Stuart University	103	53	156	19	6	25	122	59	181
Kumi University	66	18	84	30	7	37	96	25	121
Uganda Pentecostal University	41	7	48	34	9	43	75	16	91
St. Lawrence University*	31	22	53	28	11	39	69	23	92
Kampala University*	122	32	154	46	23	69	168	55	223
Mountains of the Moon University	52	22	74	30	11	41	82	33	115
Muteesa 1 Royal University	40	27	67	24	14	38	64	41	105
African Bible University	17	6	23	12	6	18	29	12	41
Clarke International University	27	19	46	36	27	63	63	46	109

International University of East Africa	52	14	66	46	11	57	98	25	123
Victoria University	18	4	22	25	16	41	43	20	63
Uganda Technology and Management University (UTAMU)	14	23	37	26	55	81	40	78	118
Africa Renewal University	18	3	21	22	12	34	40	15	55
Ibanda University	43	8	51	20	8	28	63	16	79
African Rural University	9	7	16	3	0	3	12	7	19
Livingstone University	9	1	10	16	4	20	25	5	30
Islamic Call University College	18	12	30				18	12	30
Metropolitan International University	74	20	94	12	8	20	86	28	114
Nexus International University	8	6	14	7	3	10	15	9	24
King Ceasar University	25	15	40	51	22	16	73	37	110
Bishop Barham University	12	4	16	56	17	73	68	21	89
Team University	42	21	63	31	6	37	73	27	100
Valley University of Science and Technology	22	7	29	9	2	14	31	9	40
University of Kisubi	41	13	54	30	15	45	71	28	99
University of Sacred Heart Gulu*	6	2	8	9	4	13	15	6	21
University of St. Joseph Mbarara	25	18	43	1	3	4	26	21	47
Ankole Western University	18	6	24	11	3	14	29	9	38
Great Lakes Regionl University	21	7	28	24	4	28	39	13	52
ISBAT University	19	2	21	6	4	10	25	6	31
Makerere University Business School	195	129	324	18	10	28	213	139	352
Uganda Management Institute	45	14	59			325	45	14	59
Multitech Business School	16	5	21	24	6	30	40	11	51
Ernest Cook Ultra Sound Research Education Institute	27	12	39	11	15	26	38	27	65
YMCA Comprehensive Institute	79	55	134	15	6	21	94	61	155
ESLSCA International Business School					12	6	18	19	37
Africa Institute of Music	5	3	8	8	7	15	13	10	23
Africa Reform Theological Seminary	9	1	10	13	2	15	22	3	25
Westminster Christian Institute Uganda	12	6	18	15	5	20	27	11	38
Institute of Hospice and Palliative Care in Africa (IHPCA)	3	6	9	3	3	6	6	9	15
Uganda Baptist Seminary	10	1	11	10	4	14	20	5	25
Bukalasa Agricultural College	11	13	24	3	7	10	14	20	34

Fisheries Training Institute	12	4	16	1	1	1	13	5	18
Nyabyeya Forestry College Masindi	11	1	12	11	1	12	22	2	24
St. Mathias Mbuye Agricultural College	8	18	26	0	5	5	8	23	31
Kyera Agricultural Training College	7	3	10	4	0	4	11	3	14
Uganda Institute of Allied Health and Management Science	23	8	31	73	28	101	96	36	132
Public Health Nurses College	1	6	7	2	3	5	3	9	14
Health Tutors College Mulago	7	4	11	33	12	45	40	16	56
Butabika Sch. Of Psychiatric Nursing*	3	7	10	2	2	4	5	9	14
Butabika School of Psychiatric Clinical Officers*	2	2	4	8	9	17	10	11	21
Jinja School of Nursing and Midwifery	5	8	13	5	3	8	10	11	33
Kabale School of Comprehensive Nursing	1	11	12	2	4	6	3	15	18
Medicare Health Professionals	15	2	17	11	5	16	26	7	33
Fortportal College of Health Sciences	12	1	13	26	9	35	38	10	32
School of Hygiene Mbale	4	1	5	8	1	9	12	2	14
Machsu School of Clinical	26	4	30	0	0	0	26	4	30
Masaka School of Comprehensive Nursing	4	7	11	2	2	4	6	9	15
Medical Laboratory Technician's School, Jinja	5	2	7	7	3	10	12	5	17
Ophthalmic Clinical Officers Training School	1	2	3	8	8	16	9	10	19
Soroti School of Comprehensive Nursing	7	6	13	10	7	17	17	13	21
Mbale College of Health Sciences	6	6	12	25	13	38	31	19	37
International Institute of Health science	7	12	19	3	2	5	10	14	16
Mildmay Institute of Health Sciences*	12	9	21	24	10	34	36	19	55
Hope Net Training Centre	3	1	4	3	2	5	6	3	9
Mayanja Memorial Medical Training Institute	11	4	15	14	2	16	25	6	31
Virika Institute of Health Sciences	2	7	9	5	5	10	7	12	19
St. Francis Hospital Nsambya Training School	5	18	23	9	35	44	14	53	67
Johnnass International College of Health Sciences	1	5	6	2	1	3	3	6	9
Lubaga Hospital Training School	3	14	17	1	11	12	4	25	29
Gulu Institute of Health Science	9	10	19	14	10	24	23	20	43
Uganda Technical College Bushenyi	40	2	42	7	3	10	47	5	52
Uganda Technical College Kichwamba	28						28	4	32
Uganda Technical College Elgon	46	10	56	15	5	20	61	15	76

Uganda Technical College Lira	17	1	18	18	1	19	35	2	37
Uganda Technical College Kyema	26	4	30	0	2	2	26	6	32
AICM Vocatraing Training College	4	1	5	23	5	28	27	6	33
Institute of Survey and Land Management	13	2	15	2	0	2	16	1	17
Nakawa Vocational Training College	24	6	30	11	3	14	35	9	44
St. Benedict Technical College	6	1	7	17	1	18	23	2	25
Nile Vocational Training Institute	29	20	49	18	7	25	47	27	74
National Teachers College Unyama	31	7	38	7	1	8	38	8	46
National Teachers College Mubende	22	7	29	6	18	24	28	25	53
National Teachers College Kabale					36	10	46	2	49
National Teachers College-Kaliro					37	9	46	2	48
National Teachers College Muni	30	10	40	9	7	16	39	17	56
All Nations Theological College					9	1	10	7	17
Africa Reformation Theological Seminary	4		4	13	4	13	17	4	21
Glad Tidings Bible College	3		3	20	6	26	23	6	29
Institute of Advanced Leadership	0	0	0	0	0	0	0	0	0
Katigondo National Major Seminary	16	0	16	4	1	5	20	1	21
Kampala Evangelical School of Theology	4	2	6	3	0	3	7	2	9
Reformed Theological College	9	4	13	15	6	21	24	10	34
Uganda Bible Institute	9	1	10	1	2	3	10	3	13
Pentecostal Theological College (PTC)	5	1	6	3	0	3	8	1	9
Uganda Martyrs Seminary Namugongo	6	4	10	7	4	11	13	8	21
Global Theological Seminary	5		5	7		7	12	0	12
Covenant Bible Institute of Theology	6	0	6	2	2	4	8	2	10
Yesu Akwagala Bible College					7	2	9	8	17
Word of Life Africa Bible Institute	1	0	1	17	1	18	18	18	18
Uganda College of Commerce Aduku	16	4	20	8	4	12	24	8	32
Uganda College of Commerce Kabale	16	11	27	3	3	6	19	14	33
Uganda College of Commerce Pakwach	24	6	30			0	24	6	30
Uganda College of Commerce Soroti	20	14	34		2	2	20	16	36
Uganda College of Commerce Tororo	29	12	41	2	0	2	31	12	43
IACE Makerere University-Fortportal	6	5	11	10	4	14	16	9	25

Royal Institute of Business and Technical Education	6	3	9	2	1	3	8	4	12
Rosa Mystica Inst of Business & Voc Training Fortportal	4	5	9	0	3	3	7	5	12
Uganda Institute of Banking and Financial Services			0	29	4	33	29	4	33
Institute of Accountancy and Commerce	9	2	11	2	1	3	11	3	14
Kabalega College Masindi	26	15	41	30	9	39	56	24	44
International College of Business and Computer Science	3	1	4	3	3	6	6	4	10
Mbarara Business Institute	10	5	15	3	2	5	13	7	20
Kampala College of Business	0	0	0	10	2	12	10	2	12
Kyotera College of Business Studies	5	5	10	4	1	5	9	6	15
Kampala Institute of Science and Technology	11	3	14	12	8	20	23	11	34
Makerere Business Institute	12	8	20	1	1	2	13	9	22
Makerere College of Business and Computer Studies	20	10	30	9	3	12	29	13	42
Maganjo Institute of Career Education	2	0	2	15	13	28	17	13	30
Nyamitanga College of Business Studies	12	5	17	2	1	3	14	6	20
Nakawa Institute of Business Studies	11	4	15	7	5	12	18	9	27
Namasuba College of Commerce	14	4	18	4	3	7	18	7	25
YMCA College of Business Studies Jinja	19	17	36	9	14	23	28	31	59
YWCA Training Institute	8	12	20	3	3	6	11	15	26
The College of Business Studies	0	0	0	12	2	14	12	2	14
Tropical College of Commerce and Computer Studies	2	3	5	1	4	5	3	7	10
College of Business and Management Studies	4	0	4	2	4	6	6	4	10
College of Business Studies Uganda	5	1	6	2	1	3	7	2	9
Fortportal Institute of Commerce	3		3	16		16	19	0	19
Higher Learning Institute of Business Masaka	4	2	6	7	0	7	11	2	13
African College of Commerce & Technology					19	5	24	26	26
Aptech Computer Education Centre	8	0	8	3	0	3	11	0	11
Buganda Royal Institute of Business and Technical Education*	20	10	30	34	15	49	54	25	79
Monaco Institute of Business and Computer Science	7	3	10	1	1	2	8	4	12
College of Professional Development	15	5	20	34	7	41	49	12	61
Institute of Advance Leadership	13	3	16	12	6	18	25	9	34
Centre for Procurement Management	8	6	14	6	4	10	14	10	24
Datamine Technical Business School	11	15	26			0	11	15	26

Institute of Management Science and Technology	30	8	38	15	2	17	45	10	55
East African School of Taxation	11	0	11	0	0	0	11	0	11
Global Institute of IT and Business	12	8	20	6	3	9	18	11	29
Uganda Christian Institute for Professional Development	34	12	46			0	34	12	46
East African Institute of Management Science	25	8	33	8	6	14	33	14	47
Al - Mustafa Islamic College		8	8		3	3	0	11	11
Mityana Business Institute	5	1	6	7		7	12	1	13
Victoria Business Secretarial College			0	7	1	8	7	1	8
Makerere Business Training Centre	5	0	5	7	8	15	12	8	20
Institute of Petroleum Studies	13	3	16	5	5	10	18	8	26
Uganda Institute of Business and Management Studies	11	4	15	7	5	12	18	9	27
Alliance Vocational School Ibanda	20	13	33	0	0	0	20	13	33
Northern Institute of Business Studies	4	2	6	2	0	2	6	2	8
Ulirika Institute of Home Economics	9	13	22	3	1	4	10	14	24
Fountainhead Institute of Management and Technology	13	7	20		1	1	13	8	21
Vision for Africa International Christian College	29	9	38	4	0	4	33	9	42
Rubindi Vocational Institute	16	6	22	15	7	22	31	13	44
Management Institute of Science and Technology	6	3	9	5	0	5	11	3	14
SaiPali Institute of Technology and Management	10	0	10	0	0	0	10	0	10
Development Study Centre	5	3	8	2	1	3	7	4	11
Web Info-Net	8	2	10	8	1	9	16	3	19
Luigi Giussani Institute of Higher Education	9	5	14	4	5	9	19	18	27
Uganda Catholic Management and Training Institute*	8	5	13	10	10	20	18	15	33
Nsamizi Training Institute of Social Development	23	18	41	9	2	11	32	20	52
Management Training and Advisory Centre	28	14	42	77	48	125	105	62	167
Bishop Magambo Counsellor Training Institute	4	6	10	5	7	12	9	13	22
St. Anthony Counselling Training and Development Institute	3	2	5	2	5	7	8	7	15
Mbarara Institute for Social Development	21	10	31	2	1	3	23	11	34
Makerere Institute for Social Development	18	5	23	4	2	6	22	7	29
Institute of Social Work and Community Development	6	4	10	4	0	4	10	4	14
Makland Institute of Business and Management	4	2	6	6	3	9	10	5	15
Africa Population Institute	4	2	6	5	2	7	9	4	13

Visions Institute of Public Relations and Management	3	3	6	7	0	7	10	3	13
Rukungiri Institute of Management	16	3	19	3	3	6	16	9	25
Uganda Institute of Business and Media Studies	6	1	7	6	3	9	12	4	16
Uganda Institute of Information and Communications Tech	12	2	14	37	18	51	49	20	69
UMCAT School of Journalism and Mass Communication	9	5	14	25	3	28	34	8	42
Informatics Management Institute	4	2	6	1	1	2	5	3	8
International Institute of Business and Media Studies	3	2	5	6	4	10	9	6	15
Uganda Wildlife Research and Training Institute Kasese	6	0	6	0	1	1	6	1	11
Hotel and Tourism Training Institute	16	16	32	2	1	3	10	7	17
Jimmy Sekasi Institute of Catering	6	1	7	2	3	5	4	6	10
Law Development Centre*	8	2	10	5	15	20	13	17	30
National Meteorological Training Institute*	6	2	8	1	0	1	7	2	9
East African School of Aviation, Soroti	27	1	28				27	1	28
Uganda Cooperative College Kigumba	11	1	12	1	1	2	12	2	14
Nagenda International Academy of Art and Design	6	5	11	3	1	4	9	6	15
Artfield Institute of Design				14	5	19	14	5	19
Michelangelo College of Creative Arts, Kisubi	16	5	21				16	5	21

Non-operational Institutions excluded

Source: Primary data

Appendix 5: Staff Development

	PhD			Masters			Others	Total
	M	F	Total	M	F	Total		
Makerere University			170			23	37	231
Mbarara University of Science and Technology	37	18	55	8	2	10	0	65
Kyambogo University	45	25	70	11	13	24		94
Gulu University	7	0	7	5	2	7	0	14
Busitema University	22	6	28	1	0	1	0	29
Muni University	14	3	17	0	2	2		19
Kabale University	6	1	7	3	3	6	0	13
Lira University	7	5	12					12
Islamic University in Uganda	24	6	30	19	8	27	0	57
Uganda Christian University*	9	6	15	7	5	12		26
Uganda Matyrs University Nkozi	8	20	28					28
Ndejje University	12	2	14	10	5	15		29
Bugema University	6	2	8	2	5	7	2	17
Kampala International University*			0		2	2	0	2
Aga Khan University	3	7	10	0	3	3	4	17
All Saints University Lango*	3	1	4	9	2	11	5	20
Cavendish University	11	6	17			5	3	25
Bishop Stuart University	12	13	25	3	2	5	11	41
Kumi University	8	1	9					5
Uganda Pentecostal University	2		2	3	0	3	7	12
African Bible University	3		3				2	5
Clarke International University	1	1	2	9	1	10	5	17
Uganda Technology and Management University (UTAMU)	2	5	7	2	1	3	6	16
Africa Renewal University	3	1	4	3	2	5	0	9
Ibanda University	2	0	2	10		10		10
Livingstone University	1	2	3	2	1	3	2	8
Metropolitan International University	5	2	7	14	8	22	7	36

Nexus International University	3	2	5			0	0	5
King Ceasar University							3	3
Bishop Barham University	6	0	6	1	0	1	1	8
Team University	4		4	11	10	21	5	30
Valley University of Science and Technology	1	2	3	3	1	4	1	8
Ankole Western University	3	2	5	3	1	4	9	18
Makerere University Business School	34	18	52	7	5	12		64
Uganda Management Institute								17
Ernest Cook Ultra Sound Research Education Institute	2	3	5	8	4	12	0	17
YMCA Comprehensive Institute				11	6	17		17
Africa Reform Theological Seminary	3		3				2	5
Westminster Christian Institute Uganda	1	0					1	1
Institute of Hospice and Palliative Care in Africa (IHPCA)	1	0	1				1	2
Uganda Baptist Seminary				9	0	9	0	9
Nyabyeya Forestry College Masindi							1	1
Uganda Institute of Allied Health and Management Science							1	1
Butabika Sch. Of Psychiatric Nursing*							10	10
Butabika School of Psychiatric Clinical Officers*					1	1	3	4
School of Hygiene Mbale				5		5	5	10
Masaka School of Comprehensive Nursing				1		1	0	1
Soroti School of Comprehensive Nursing				1	2	3	0	3
Mbale College of Health Sciences				1		1	3	4
Mildmay Institute of Health Sciences*	1	0	1	3	2	5	6	12
St. Francis Hospital Nsambya Training School				2	4	6	6	6
Uganda Technical College Bushenyi	0	0	0	1	1	2	3	5
Uganda Technical College Elgon				2	1	3		3
Uganda Technical College Lira				1	0	1	4	5
Uganda Technical College Kyema							3	3
Institute of Survey and Land Management				1	1	2	15	17
Nile Vocational Training Institute				1	1	2	1	3

National Teachers College Unyama	2	0	2	7	1	8		8
National Teachers College-Kaliro					0	3	0	3
National Teachers College Muni				5	1	6	0	6
All Nations Theological College			2	0	2	1		3
Institute of Advanced Leadership				2		2		2
Reformed Theological College	1		1	1		1	1	3
Uganda Bible Institute	1		1				2	3
Pentecostal Theological College (PTC)				4		4	2	6
Uganda Martyrs Seminary Namugongo	1	0	1	4	2	6		6
Uganda College of Commerce Kabale				2	1	3	0	3
Uganda College of Commerce Pakwach				3		3	6	9
Uganda College of Commerce Soroti				2	1	3	1	4
Uganda College of Commerce Tororo				3	1	4	1	5
IACE Makerere University-Fortportal	1	1	2				0	2
Uganda Institute of Banking and Financial Services				1	0	1	0	1
Institute of Accountancy and Commerce	0	0	0	0	0	0	0	0
Kabalega College Masindi				2	2	4	0	4
International College of Business and Computer Science	1		1	1	1	2	0	3
Makerere Business Institute				2	1	3	1	4
Makerere College of Business and Computer Studies				1		1	3	4
Namasuba College of Commerce				1	0	1		1
YMCA College of Business Studies Jinja				4	1	5		5
Tropical College of Commerce and Computer Studies				3		3	1	4
African College of Commerce & Technology			0	0	0	2		2
Buganda Royal Institute of Business and Technical Education*				1	3	4	4	8
Institute of Management Science and Technology				6	1	7		7
Uganda Christian Institute for Professional Development				3	1	4		4
East African Institute of Management Science				1		1	3	4
Al - Mustafa Islamic College		1	3		3			3
Mityana Business Institute							8	8

Institute of Petroleum Studies	1	0	1					1
African Ark College of Management Sciences			1	0	1	1		2
Fountainhead Institute of Management and Technology							2	2
Vision for Africa International Christian College					2	2	1	3
Rubindi Vocational Institute				3	0	3		3
Management Institute of Science and Technology				3		3		3
Management Training and Advisory Centre	2		2	1	0	1	1	4
Bishop Magambo Counsellor Training Institute		1	1				1	2
St. Anthony Counselling Training and Development Institute		0	0	1	1	2		2
Mbarara Institute for Social Development					1	1	7	8
Makerere Institute of Management					1	1	7	8
Makerere Institute for Social Development				4	1	5		5
Uganda Institute of Business and Media Studies	1	0	1	4	2	6		6
Uganda Institute of Information and Communications Tech	1		1	4	1	5	0	6
UMCAT School of Journalism and Mass Communication					1	1		1
International Institute of Business and Media Studies					1	1		1
Uganda Wildlife Research and Training Institute Kasese				3	0	3	8	11
				3	0	3	8	11
Uganda Cooperative College Kigumba					1	1	2	3
Nagenda International Academy of Art and Design					2	2	1	3
Artfield Institute of Design							1	1
Michelangelo College of Creative Arts, Kisubi				1	1	2	1	3
* Did not provide data updates								

Source: Primary data

Appendix 6: Physical Infrastructure

Institution Name	Space				
	Total	Lecture	Ratio	Library	Ratio
Makerere University	35751	30623	0.86	8067	0.23
Mbarara University of Science and Technology	4927	11859	2.41	2704	0.55
Kyambogo University	34998	9971	0.28	1690	0.05
Gulu University	3961	3211	0.81	2533	0.64
Busitema University	3904	3878	0.99	2177	0.56
Muni University	460	1527	3.32	111	0.24
Kabale University	3762	4919	1.31	1035	0.28
Lira University	1171	1275	1.09	412	0.35
Soroti University	209	1980	9.47	908	4.34
Islamic University in Uganda	9815	6530	0.67	1327	0.14
Uganda Christian University*	6671	8032	1.20	5644	0.85
Uganda Matyrs University Nkozi	4837	3048	0.63	520	0.11
Ndejje University	6253	7046	1.13	181	0.03
Bugema University	2873	4075	1.42	2203	0.77
Nkumba University*	4827	3352	0.69	1086	0.22
Kampala International University*	13638	3276	0.24	2000	0.15
Aga Khan University	319	460	1.44	57	0.18
All Saints University Lango*	620	256	0.41	75	0.12
Cavendish University	2766	2263	0.82	305	0.11
Bishop Stuart University	4559	5288	1.16	1621	0.36
Kumi University	881	2597	2.95	432	0.49
Uganda Pentecostal University	935	1390	1.49	717	0.77
St. Lawrence University*	3015	3967	1.32	370	0.12
Kampala University*	2875	4909	1.71	1007	0.35
Mountains of the Moon University	1740	1811	1.04	59	0.03
Muteesa 1 Royal University	3703	3746	1.01	571	0.15
African Bible University	126	260	2.06	338	2.68
Clarke International University	769	861	1.12	183	0.24
International University of East Africa	1757	23345	13.29	817	0.46
Victoria University	834	792	0.95	321	0.38
Uganda Technology and Management University (UTAMU)	801	2000	2.50	250	0.31
Africa Renewal University	655	1114	1.70	152	0.23
Ibanda University	1420	1345	0.95	166	0.12
African Rural University	51	286	5.61	75	1.47
Livingstone University	283	694	2.45	33	0.12
Islamic Call University College	732	362	0.49	576	0.79
Metropolitan International University	2679	5222	1.95	1080	0.40
Avance International University	196	1215	6.20	162	0.83

King Ceasar University	853	1502	1.76	494	0.58
Bishop Barham University	1265	849	0.67	720	0.57
Team University	1378	3320	2.41	125	0.09
Valley University of Science and Technology	519	833	1.61	190	0.37
University of Kisubi	1030	1208	1.17	602	0.58
University of Sacred Heart Gulu*	51	232	4.55	74	1.45
University of St. Joseph Mbarara	436	1703	3.91	120	0.28
Ankole Western University	482	870	1.80	230	0.48
Great Lakes Regionl University	462	624	1.35	304	0.66
ISBAT University	3138	500	0.16	200	0.06
Makerere University Business School	18083	6031	0.33	8810.6	0.49
Uganda Management Institute	3849	3362	0.87	3517.8	0.91
Multitech Business School	750	1226	1.63	195	0.26
Ernest Cook Ultra Sound Research Education Institute	647	796	1.23	342	0.53
YMCA Comprehensive Institute	5208	8552	1.64	653	0.13
ESLSCA International Business School	124	200	1.61	40	0.32
Africa Institute of Music	42	150	3.57	149	3.55
Africa Reform Theological Seminary	115	274.9	2.39	180.24	1.57
Westminster Christian Institute Uganda	108	270	2.50	154	1.43
Institute of Hospice and Palliative Care in Africa (IHPCA)	66	119	1.80	49	0.74
Uganda Baptist Seminary	134	258	1.93	190	1.42
Bukalasa Agricultural College	1310	160	0.12	60	0.05
Fisheries Training Institute	203	498	2.45	112	0.55
Nyabyeya Forestry College Masindi	436	1088	2.50	384	0.88
St. Mathias Mbuye Agricultural College	369	435	1.18	120	0.33
Kyera Agricultural Training College	72	300	4.17	30	0.42
Public Health Nurses College	314	156	0.50	74	0.24
Health Tutors College Mulago	259	305	1.18	379	1.46
Butabika Sch. Of Psychiatric Nursing*	430	200	0.47	40	0.09
Butabika School of Psychiatric Clinical Officers*	105	200	1.90	100	0.95
Chemiquip Laboratory School	152	387	2.55	150	0.99
Jinja School of Nursing and Midwifery	1181	420	0.36	48	0.04
Kabale School of Comprehensive Nursing	542	308	0.57	109	0.20
Kabale Institute of Health sciences	398	122	0.31	62	0.16
Medicare Health Professionals	296	350	1.18	40	0.14
Gulu College of Health Sciences	663	200	0.30	20	0.03
Fortportal College of Health Sciences	579	426	0.74	72	0.12
School of Hygiene Mbale	531	1402	2.64	1584	2.98
Machsu School of Clinical	163	122	0.75	62	0.38
Masaka School of Comprehensive Nursing	194	377	1.94	259	1.34
Medical Labaratory Technician's School, Jinja	207	351	1.70	75	0.36
Ophthalmic Clinical Officers Training School	31	63	2.03	125	4.03

Soroti School of Comprehensive Nursing	468	548	1.17	42	0.09
Mbale College of Health Sciences	790	1159	1.47	426	0.54
International Institute of Health science	604	42.09	0.07	64.66	0.11
Kampala School of Health Sciences	90	1219	13.54	69	0.77
Mildmay Institute of Health Sciences*	1078	682	0.63	109	0.10
Hope Net Training Centre	98	35	0.36	24	0.24
Mayanja Memorial Medical Training Institute	263	1319	5.02	150	0.57
Virika Institute of Health Sciences	67	177	2.64	107	1.60
St. Francis Hospital Nsambya Training School	203	382	1.88	252	1.24
Johnass International College of Health Sciences	36	419	11.64	35	0.97
Lubaga Hospital Training School	279	382	1.37	252	0.90
Uganda Technical College Bushenyi	761	891	1.17	175	0.23
Uganda Technical College Kichwamba	1131	2033	1.80	352	0.31
Uganda Technical College Elgon	1017	1875	1.84		
Uganda Technical College Lira	1083	2370	2.19	150	0.14
Uganda Technical College Kyema	774	351	0.45		
AICM Vocatraing Training College	337	880	2.61	23	0.07
Institute of Survey and Land Management	1227	800	0.65	300	0.24
Nakawa Vocational Training College	215	405	1.88		0.00
St. Benedict Technical College	217	490	2.26	519	2.39
Daniel Comboni Technical College	85	420	4.94	256	3.01
NileVocational Training Institute	1079	288	0.27	138	0.13
National Teachers College Unyama	1465	770	0.53	60	0.04
National Teachers College Mubende	836	3814	4.56	494	0.59
National Teachers College Kabale	2170	2178	1.00	348	0.16
National Teachers College-Kaliro	1221	12584	10.31	120	0.10
National Teachers College Muni	1777	1744	0.98	756	0.43
All Nations Theological College	41	621	15.15	448	10.93
Africa Reformation Theological Seminary	80	200	2.50	60	0.75
Glad Tidings Bible College	24	137	5.71	58	2.42
Institute of Advanced Leadership	118	233	1.97	36	0.31
Katigondo National Major Seminary	275	500	1.82	500	1.82
Kampala Evangelical School of Theology	26	500	19.23	100	3.85
Reformed Theological College	98	579	5.91	214	2.18
Uganda Bible Institute	121	299	2.47	148	1.22
St. Paul National Seminary Kinyamasika	98	600	6.12		
Pentecostal Theological College (PTC)	170	278.5	1.64	77	0.45
Uganda Martyrs Seminary Namugongo	139	390	2.81	98	0.71
Global Theological Seminary	37	216.6	5.85	2792	75.46
Covenant Bible Institute of Theology	30	51	1.70	42	1.40
Yesu Akwagala Bible College	80	269	3.36	46	0.58
Word of Life Africa Bible Institute	17	150	8.82	97	5.71

Uganda College of Commerce Aduku	1099	1782	1.62	324	0.29
Uganda College of Commerce Kabale	540	882	1.63	174	0.32
Uganda College of Commerce Pakwach	714	7200	10.08	480	0.67
Uganda College of Commerce Soroti	827	560	0.68	40	0.05
Uganda College of Commerce Tororo	1049	560	0.53	352	0.34
IACE Makerere University-Fortportal	206	200	0.97	20	0.10
Royal Institute of Business and Technical Education	213	200	0.94		
Rosa Mystica Inst of Business & Voc Training Fortportal	179	150	0.84		
Uganda Institute of Banking and Financial Services	147	504	3.43	127	0.86
Institute of Accountancy and Commerce	162	120	0.74	20	0.12
Kabalega College Masindi	520	917	1.76	154	0.30
International College of Business and Computer Science	133	120	0.90	4	0.03
Mbarara Business Institute	247	100	0.40	40	0.16
Kampala College of Business	184	160	0.87	20	0.11
Kampala College of Commerce and Advanced Studies	154	168	1.09	48	0.31
Kyotera College of Business Studies	118	24	0.20	23	0.19
Kampala Institute of Science and Technology	249	600	2.41	300	1.20
Makerere Business Institute	257	1624	6.32		
Makerere College of Business and Computer Studies	155	184	1.19	51	0.33
Maganjo Institute of Career Education	206	329	1.60	263	1.28
Nyamitanga College of Business Studies	204	320	1.57	186	0.91
Nakawa Institute of Business Studies	159	236	1.48		
Namasuba College of Commerce	305	300	0.98	75	0.25
YMCA College of Business Studies Jinja	689	773	1.12	86	0.12
YWCA Training Institute	160	924	5.78	160	1.00
The College of Business Studies	37	82	2.22	14	0.38
Tropical College of Commerce and Computer Studies	87	100	1.15	20	0.23
College of Business and Management Studies	65	100	1.54	20	0.31
College of Business Studies Uganda	78	82	1.05	14	0.18
Fortportal Institute of Commerce	134	100	0.75	25	0.19
Higher Learning Institute of Business Masaka	99	0	0.00	0	0.00
African College of Commerce & Technology	445	1640	3.69	92	0.21
Aptech Computer Education Centre	141	400	2.84	80	0.57
Buganda Royal Institute of Business and Technical Education*	1354	400	0.30	200	0.15
Monaco Institute of Business and Computer Science	72	30	0.42	30	0.42
College of Professional Development	383	30	0.08	40	0.10
Institute of Advance Leadership	130	222	1.71	56	0.43
Centre for Procurement Management	347	20	0.06	30	0.09
Datamine Technical Business School	261	40	0.15	40	0.15
Institute of Management Science and Technology	92	353	3.84	60	0.65
Management and Accountancy Training Company Limited	1438	60	0.04	20	0.01

East African School of Taxation	485	40	0.08	10	0.02
Global Institute of IT and Business	222	676	3.05	24	0.11
Uganda Christian Institute for Professional Development	362	200	0.55	40	0.11
East African Institute of Management Science	330	140	0.42	50	0.15
Institute of Accountants and Vocational School Kyotera	96	40	0.42	40	0.42
Al - Mustafa Islamic College	53	80	1.51	20	0.38
Mityana Business Institute	87	4988	57.33	36	0.41
Victoria Business Secretarial College	126	2560	20.32	20	0.16
Institute of Petroleum Studies	90	110	1.22	51	0.57
Uganda Institute of Business and Management Studies	159	253	1.59	100	0.63
African Ark College of Management Sciences	283	148	0.52	50	0.18
Alliance Vocational School Ibanda	57	600	10.53	200	3.51
Northern Institute of Business Studies	16	160	10.00	73	4.56
Ulirika Institute of Home Economics	133	174	1.31	43	0.32
Fountainhead Institute of Management and Technology	364	402	1.10	20	0.05
Vision for Africa International Christian College	265	90	0.34	30	0.11
Rubindi Vocational Institute	232	1280	5.52	164	0.71
Management Institute of Science and Technology	115	320	2.78	32	0.28
SaiPali Institute of Technology and Management	100	131	1.31	191	1.91
Development Study Centre	14	200	14.29	80	5.71
Luigi Giussani Institute of Higher Education	37	185	5.00	60	1.62
Human Technical and Business College	470	240	0.51	60	0.13
Uganda Catholic Management and Training Institute*	244	895	3.67	180	0.74
Nsamizi Training Institute of Social Development	331	1600	4.83	100	0.30
Management Training and Advisory Centre	1046	1058	1.01	307	0.29
Bishop Magambo Counsellor Training Institute	60	100	1.67	80	1.33
St. Anthony Counselling Training and Development Institute	22	433	19.68	21	0.95
Makerere Institute of Administrative Management	44	100	2.27	25	0.57
Mbarara Institute for Social Development	398	822	2.07	308	0.77
Makerere Institute of Management	964	100	0.10	25	0.03
Makerere Institute for Social Development	730	1470	2.01	100	0.14
Institute of Social Work and Community Development	210	133	0.63	30	0.14
Makland Institute of Business and Management	510	60	0.12	10	0.02
Africa Population Institute	271	475	1.75	150	0.55
Nile Institute of Management Studies Arua	103	256	2.49	32	0.31
Visions Institute of Public Relations and Management	150	240	1.60	75	0.50
Rukungiri Institute of Management	61	342	5.61	66	1.08
Uganda Institute of Business and Media Studies	98	204	2.08	18	0.18
Uganda Institute of Information and Communications Tech	378	640	1.69		
UMCAT School of Journalism and Mass Communication	333	100	0.30	25	0.08
Informatics Management Institute	12	58	4.83	72	6.00
International Institute of Business and Media Studies	179	228	1.27	720	4.02
Uganda Wildlife Research and Training Institute Kasese	233	220	0.94	80	0.34
Hotel and Tourism Training Institute	638	413	0.65	72	0.11

Pearl Crest Hospitality Training Institute	24	160	6.67	40	1.67
Jimmy Sekasi Institute of Catering	157	164	1.04		
Law Development Centre*	1152	700	0.61	50	0.04
National Meteorological Training Institute*	103	600	5.83	100	0.97
East African School of Aviation, Soroti	113	1400	12.39	250	2.21
Tororo Co-operative College	74	400	5.41	46	0.62
Uganda Cooperative College Kigumba	266	253	0.95	214	0.80
Nagenda International Academy of Art and Design	27	180	6.67	65	2.41
Artfield Institute of Design	128	69	0.54	12	0.09
Universal Institute of Graphics and Technology	30	80	2.67	20	0.67
Michelangelo College of Creative Arts, Kisubi	140	45	0.32	60	0.43
* Provided partial data updates					

Source: Primary data

Appendix 7: Books

InstitutionName	Total	Books	Ratio
Makerere University	35751	781955	22
Mbarara University of Science and Technology	4927	119932	24
Kyambogo University	34998	745617	21
Gulu University	3961	42569	11
Busitema University	3904	108919	28
Muni University	460	7880	17
Kabale University	3762	9,213	2
Lira University	1171	10,123	9
Islamic University in Uganda	9815	136912	14
Uganda Christian University*	6671	157306	24
Uganda Matyrs University Nkozi	4837	44023	9
Ndejje University	6253	62528	10
Bugema University	2873	6690	2
Nkumba University*	4827	33360	7
Kampala International University*	13638	45000	3
Aga Khan University	319	6440	20
All Saints University Lango*	620	4005	6
Cavendish University	2766	7942	3
Bishop Stuart University	4559	21232	5
Kumi University	881	23081	26
Uganda Pentecostal University	935	15507	17
St. Lawrence University*	3015	10070	3
Kampala University*	2875	73,956	26
Mountains of the Moon University	1740	4981	3
Muteesa 1 Royal University	3703	6782	2
African Bible University	126	20,000	159
Clarke International University	769	28734	37
International University of East Africa	1757	23679	13
Victoria University	834	4692	6
Uganda Technology and Management University (UTAMU)	801	16840	21
Africa Renewal University	655	23911	37
Ibanda University	1420	2000	1
African Rural University	51	9309	183
Livingstone University	283	8519	30
Islamic Call University College	732	41500	57
Metropolitan International University	2679	10246	4
Avance International University	196	2505	13
Nexus International University	233		0
King Ceasar University	853	10000	12
Team University	1378	3315	2
Valley University of Science and Technology	519	3628	7

University of Kisubi	1030	17189	17
University of Sacred Heart Gulu*	51	5094	100
University of St. Joseph Mbarara	436	4382	10
Ankole Western University	482	2684	6
Great Lakes Regionl University	462	3536	8
ISBAT University	3138	7600	2
Makerere University Business School	18083	65000	4
Uganda Management Institute	3849	39953	10
Multitech Business School	750	3770	5
Ernest Cook Ultra Sound Research Education Institute	647	3237	5
YMCA Comprehensive Institute	5208	5376	1
ESLSCA International Business School	124	260	2
Africa Institute of Music	42	1395	33
Africa Reform Theological Seminary	115	3200	28
Westminster Christian Institute Uganda	108	6998	65
Institute of Hospice and Palliative Care in Africa (IHPCA)	66	2265	34
Uganda Baptist Seminary	134	7800	58
Fisheries Training Institute	203	470	2
Nyabyeya Forestry College Masindi	436	8390	19
Kyera Agricultural Training College	72	478	7
Public Health Nurses College	314	237	1
Butabika School of Psychiatric Clinical Officers*	105	547	5
Chemiquip Laboratory School	152	3656	24
Jinja School of Nursing and Midwifery	1181	5680	5
Kabale School of Comprehensive Nursing	542	1168	2
Kabale Institute of Health sciences	398	1445	4
Medicare Health Professionals	296	2000	7
Gulu College of Health Sciences	663	2800	4
School of Hygiene Mbale	531	3917	7
Medical Labaratory Technician's School, Jinja	207	2358	11
Ophthalmic Clinical Officers Training School	31	150	5
Soroti School of Comprehensive Nursing	468	7285	16
Mbale College of Health Sciences	790	2000	3
International Institute of Health science	604	2271	4
Mildmay Institute of Health Sciences*	1078	8486	8
Hope Net Training Centre	98	385	4
Mayanja Memorial Medical Training Institute	263	1698	6
Virika Institute of Health Sciences	67	3000	45
St. Francis Hospital Nsambya Training School	203	6286	31
Johnass International College of Health Sciences	36	700	19
Gulu Institute of Health Science	463	531	1
Uganda Technical College Bushenyi	761	3600	5
Uganda Technical College Kichwamba	1131	4672	4
Uganda Technical College Elgon	1017	10158	10

Uganda Technical College Lira	1083	3493	3
AICM Vocatraing Training College	337	448	1
Nakawa Vocational Training College	215	1887	9
NileVocational Training Institute	1079	8107	8
National Teachers College Unyama	1465	16832	11
National Teachers College Mubende	836	734	1
National Teachers College Kabale	2170	1937	1
National Teachers College-Kaliro	1221	19295	16
National Teachers College Muni	1777	5000	3
All Nations Theological College	41	2114	52
Africa Reformation Theological Seminary	80	5000	63
Glad Tidings Bible College	24	1000	42
Institute of Advanced Leadership	118	885	8
Katigondo National Major Seminary	275	14168	52
Reformed Theological College	98	11008	112
Uganda Bible Institute	121	6292	52
Pentecostal Theological College (PTC)	170	13938	82
Uganda Martyrs Seminary Namugongo	139	9200	66
Global Theological Seminary	37	10000	270
Covenant Bible Institute of Theology	30	2917	97
Yesu Akwagala Bible College	80	1924	24
Word of Life Africa Bible Institute	17	6100	359
Uganda College of Commerce Kabale	540	1889	3
Uganda College of Commerce Pakwach	714	12410	17
Uganda College of Commerce Soroti	827	3000	4
Uganda College of Commerce Tororo	1049	3500	3
IACE Makerere University-Fortportal	206	550	3
Rosa Mystica Inst of Business & Voc Training Fortportal	179	590	3
Uganda Institute of Banking and Financial Services	147	3150	21
Institute of Accountancy and Commerce	162	310	2
Kabalega College Masindi	520	8077	16
International College of Business and Computer Science	133	163	1
Kyotera College of Business Studies	118	100	1
Kampala Institute of Science and Technology	249	1145	5
Maganjo Institute of Career Education	206	348	2
Nyamitanga College of Business Studies	204	5917	29
Nakawa Institute of Business Studies	159	1274	8
Namasuba College of Commerce	305	986	3
YMCA College of Business Studies Jinja	689	1939	3
YWCA Training Institute	160	2559	16
Tropical College of Commerce and Computer Studies	87	250	3
College of Business Studies Uganda	78	200	3
Higher Learning Institute of Business Masaka	99	134	1
African College of Commerce & Technology	445	8220	18

Buganda Royal Institute of Business and Technical Education*	1354	820	1
Institute of Advance Leadership	130	570	4
Institute of Management Science and Technology	92	999	11
East African Institute of Management Science	330	1620	5
Al - Mustafa Islamic College	53	2343	44
Makerere Business Training Centre	110	5000	45
Institute of Petroleum Studies	90	990	11
Uganda Institute of Business and Management Studies	159	1100	7
African Ark College of Management Sciences	283	2550	9
Alliance Vocational School Ibanda	57	200	4
Northern Institute of Business Studies	16	877	55
Ulirika Institute of Home Economics	133	615	5
Fountainhead Institute of Management and Technology	364	1230	3
Vision for Africa International Christian College	265	1000	4
Rubindi Vocational Institute	232	960	4
Management Institute of Science and Technology	115	2000	17
SaiPali Institute of Technology and Management	100	229	2
Luigi Giussani Institute of Higher Education	37	879	24
Uganda Catholic Management and Training Institute*	244	12834	53
Nsamizi Training Institute of Social Development	331	10300	31
Management Training and Advisory Centre	1046	5246	5
Bishop Magambo Counsellor Training Institute	60	500	8
St. Anthony Counselling Training and Development Institute	22	1007	46
Mbarara Institute for Social Development	398	863	2
Makerere Institute for Social Development	730	3020	4
Nile Institute of Management Studies Arua	103	314	3
Visions Institute of Public Relations and Management	150	700	5
Rukungiri Institute of Management	61	6300	103
Uganda Institute of Business and Media Studies	98	3000	31
Uganda Institute of Information and Communications Tech	378	2577	7
Informatics Management Institute	12	134	11
International Institute of Business and Media Studies	179	520	3
Uganda Wildlife Research and Training Institute Kasese	233	580	2
Hotel and Tourism Training Institute	638	672	1
Pearl Crest Hospitality Training Institute	24	227	9
Law Development Centre*	1152	5000	4
National Meteorological Training Institute*	103	100	1
Uganda Cooperative College Kigumba	266	5786	22
Nagenda International Academy of Art and Design	27	2485	92
Artfield Institute of Design	128	393	3
Michelangelo College of Creative Arts, Kisubi	140	2000	14
* Did not provide data updates			

Source: Primary data

Appendix 8: Computer Access

InstitutionName		Computers					
	Total	Students	Staff	Shared	Total	Ratio	Internet
Makerere University	35751	2601			2601	14	2601
Mbarara University of Science and Technology	4927	297	318		615	8	615
Kyambogo University	34998	1484			1484	24	1484
Gulu University	3961	206	402	0	608	7	475
Busitema University	3904	492	56		548	7	548
Muni University	460	150	100	145	405	1	405
Kabale University	3762	106	95	0	201	19	201
Lira University	1171	100	150	100	350	3	250
Islamic University in Uganda	9815	517	230	517	747	13	858
Uganda Christian University*	6671	340	140		480	14	480
Uganda Matyrs University Nkozi	4837	200	155	50	405	12	405
Ndejje University	6253	392	81	81	554	11	81
Bugema University	2873	202	147	40	389	7	389
Nkumba University*	4827	261	104	261	365	13	360
Kampala International University*	13638	337	250	15	519	26	519
Aga Khan University	319	30	25	5	60	5	59
All Saints University Lango*	620	30	14	6	50	12	50
Cavendish University	2766	239	158		397	7	397
Bishop Stuart University	4559	200	60		260	18	260
Kumi University	881	160	43	60	263	3	205
Uganda Pentecostal University	935	81	35	72	116	8	116
St. Lawrence University*	3015	198	80	15	293	10	
Kampala University*	2875	354	96		450	6	403
Mountains of the Moon University	1740	125	64	0	189	9	189
Muteesa 1 Royal University	3703	135	39	5	174	21	174
African Bible University	126	54	17	71	71	2	71
Clarke International University	769	40	56		96	8	86
International University of East Africa	1757	246	61	80	387	5	387
Victoria University	834	43	20		73	11	43
Uganda Technology and Management University (UTAMU)	801	426	20		446	2	446
Africa Renewal University	655	83	29		112	6	84
Ibanda University	1420	100	20	65	80	18	65
African Rural University	51	18	22		40	1	26
Livingstone University	283	45	20	45	60	5	60
Islamic Call University College	732	20	15		35	21	10
Metropolitan International University	2679	200	36	40	276	10	270
Avance International University	196	152	35	11	188	1	93
Nexus International University	233	14	7		21	11	21
King Ceasar University	853	100	52	50	202	4	202

Bishop Barham University	1265	143			143	9	143
Team University	1378	40	16	8	64	22	64
Valley University of Science and Technology	519	57	20	10	87	6	61
University of Kisubi	1030	86	42		128	8	128
University of Sacred Heart Gulu*	51	32	20		52	1	38
University of St. Joseph Mbarara	436	42	15	5	62	7	61
Ankole Western University	482	40	15	5	60	8	60
Great Lakes Regionl University	462	34	12		60	8	35
ISBAT University	3138	228	50	10	278	11	279
Makerere University Business School	18083	602	303		905	20	
Uganda Management Institute	3849	140	30		178	22	178
Multitech Business School	750	50	30	5	80	9	80
Ernest Cook Ultra Sound Research Education Institute	647	13	51		64	10	64
YMCA Comprehensive Institute	5208	377	98	67	542	10	338
ESLSCA International Business School	124	34	6	13	53	2	20
Africa Institute of Music	42	8	5	3	21	2	5
Africa Reform Theological Seminary	115	10	5	0	15	8	16
Westminster Christian Institute Uganda	108	10	10	3	23	5	10
Institute of Hospice and Palliative Care in Africa (IHPCA)	66	14	10		24	3	25
Uganda Baptist Seminary	134	28	14	5	47	3	11
Bukalasa Agricultural College	1310	17	7	0	28	47	
Fisheries Training Institute	203	50	17	4	71	3	71
Nyabyeya Forestry College Masindi	436	20	14		34	13	1
Kyera Agricultural Training College	72	14	8		22	3	
Uganda Institute of Allied Health and Management Science	2609	50	20	3	73	36	30
Public Health Nurses College	314	15	4	1	20	16	20
Health Tutors College Mulago	259	40	23		63	4	
Butabika Sch. Of Psychiatric Nursing*	430	41	6	1	48	9	
Butabika School of Psychiatric Clinical Officers*	105	3	2		5	21	1
Chemiquip Laboratory School	152	20	2	10	32	5	15
Jinja School of Nursing and Midwifery	1181	65	7		72	16	72
Kabale School of Comprehensive Nursing	542	63	10		73	7	73
Kabale Institute of Health sciences	398	35	5	0	40	10	40
Medicare Health Professionals	296	6	5	1	12	25	5
Gulu College of Health Sciences	663	62	12	2	76	9	48
Fortportal College of Health Sciences	579	20	8		38	15	20
School of Hygiene Mbale	531	20	8	8	36	15	36
Masaka School of Comprehensive Nursing	194	20	3	1	24	8	23
Medical Laboratory Technician's School, Jinja	207	22	4	1	25	8	25
Ophthalmic Clinical Officers Training School	31	1	5		6	5	4
Soroti School of Comprehensive Nursing	468	10	5		15	31	15
Mbale College of Health Sciences	790	49	6	49	54	15	22
International Institute of Health science	604	12	15	75	75	8	15
Mildmay Institute of Health Sciences*	1078	20	12	5	37	29	30

Hope Net Training Centre	98	18	5	18	24	4	23
Mayanja Memorial Medical Training Institute	263	40	8		53	5	53
Virika Institute of Health Sciences	67	34	12		46	1	41
St. Francis Hospital Nsambya Training School	203	25	25	2	52	4	25
Johnass International College of Health Sciences	36	16	5	21	21	2	
Lubaga Hospital Training School	279	10	13		23	12	10
Gulu Institute of Health Science	463	26		26	26	18	
Uganda Technical College Bushenyi	761	130	12	62	160	5	130
Uganda Technical College Kichwamba	1131	84	16		100	11	72
Uganda Technical College Elgon	1017	62	2	7	71	14	
Uganda Technical College Lira	1083	31	1	21	32	34	5
Uganda Technical College Kyema	774	10	8		18	43	
AICM Vocatraing Training College	337	47	12		52	6	8
Institute of Survey and Land Management	1227	32	4		32	38	32
Nakawa Vocational Training College	215	85	16		20	11	
St. Benedict Technical College	217	30	8		38	6	38
NileVocational Training Institute	1079	30	15	15	60	18	15
National Teachers College Unyama	1465	25	5	25	30	49	4
National Teachers College Mubende	836	170	10	170	180	5	170
National Teachers College Kabale	2170	23	35	41	99	22	45
National Teachers College-Kaliro	1221	159	38	159	356	3	10
National Teachers College Muni	1777	81	50		131	14	131
All Nations Theological College	41	30	15	4	49	1	17
Africa Reformation Theological Seminary	80	10	5	1	16	5	16
Glad Tidings Bible College	24	10	5		15	2	15
Institute of Advanced Leadership	118	31	9	40	41	3	40
Katigondo National Major Seminary	275	30	15	2	45	6	15
Kampala Evangelical School of Theology	26	10	10	10	30	1	10
Reformed Theological College	98	12	7	0	19	5	1
Uganda Bible Institute	121	20	6	3	29	4	2
Pentecostal Theological College (PTC)	170	10	5	0	15	11	15
Uganda Martyrs Seminary Namugongo	139			2	25	6	
Global Theological Seminary	37	23	6		29	1	14
Covenant Bible Institute of Theology	30	12	7		19	2	
Yesu Akwagala Bible College	80	16	10	2	28	3	28
Word of Life Africa Bible Institute	17	5	4	5	14	1	4
Uganda College of Commerce Aduku	1099	38	6	38	40	27	0
Uganda College of Commerce Kabale	540	70	9	25	79	7	45
Uganda College of Commerce Pakwach	714	74	10		84	9	45
Uganda College of Commerce Soroti	827	70	5	1	76	11	1
Uganda College of Commerce Tororo	1049	78	10	38	88	12	
IACE Makerere University-Fortportal	206	17	12		29	7	
Royal Institute of Business and Technical Education	213	120	6	20	30	7	0
Rosa Mystica Inst of Business & Voc Training Fortportal	179	16	5	1	22	8	6

Uganda Institute of Banking and Financial Services	147	22	14	5	41	4	41
Institute of Accountancy and Commerce	162	38	5	2	3	54	22
Kabalega College Masindi	520	53	18	3	74	7	71
International College of Business and Computer Science	133	10	2	8	8	17	
Mbarara Business Institute	247	2	1	2	5	49	1
Kampala College of Business	184	21	2	9	10	18	1
Kyotera College of Business Studies	118	23	2	25	25	5	2
Kampala Institute of Science and Technology	249	10	4	0	14	18	14
Makerere Business Institute	257	40	3	40	43	6	43
Makerere College of Business and Computer Studies	155	18	4		22	7	3
Maganjo Institute of Career Education	206	42	10	2	52	4	52
Nyamitanga College of Business Studies	204	20	5	1	26	8	26
Nakawa Institute of Business Studies	159	24	5	2	31	5	3
Namasuba College of Commerce	305	14	3	5	22	14	5
YMCA College of Business Studies Jinja	689	78	24	0	102	7	102
YWCA Training Institute	160	18	8	0	26	6	18
The College of Business Studies	37	10	1	0	10	4	0
College of Business and Management Studies	65	3	1	0	4	16	0
College of Business Studies Uganda	78	50	2	4	4	20	0
Higher Learning Institute of Business Masaka	99	13	2	0	15	7	8
African College of Commerce & Technology	445	60	20	0	80	6	60
Aptech Computer Education Centre	141	146	27		146	1	146
Malaika Vocational and Business Institute	148	2	6		10	15	
Buganda Royal Institute of Business and Technical Education*	1354	78	10		88	15	
Monaco Institute of Business and Computer Science	72	22	5		27	3	3
Institute of Advance Leadership	130	15	11	2	28	5	21
Datamine Technical Business School	261	31	13	44	26	10	31
Institute of Management Science and Technology	92	17	2	1	20	5	4
Global Institute of IT and Business	222	30	13	4	47	5	
Uganda Christian Institute for Professional Development	362	14	14	2	26	14	8
East African Institute of Management Science	330	18	4	2	25	13	25
Institute of Accountants and Vocational School Kyotera	96	14	3	3	20	5	15
Al - Mustafa Islamic College	53	12	7	4	23	2	72
Mityana Business Institute	87	20	2		11	8	
Victoria Business Secretarial College	126	13	2		15	8	2
Makerere Business Training Centre	110	20	32	2	34	3	34
Institute of Petroleum Studies	90	24	8	0	32	3	32
Uganda Institute of Business and Management Studies	159	24	5	2	31	5	5
African Ark College of Management Sciences	283	30	10	10	50	6	5
Alliance Vocational School Ibanda	57	56	4	60	60	1	18
Northern Institute of Business Studies	16	15	5	2	22	1	
Ulirika Institute of Home Economics	133	20	4	2	26	5	26
Fountainhead Institute of Management and Technology	364	6	4	2	12	30	3
Vision for Africa International Christian College	265	73	6	3	83	3	83
Rubindi Vocational Institute	232	30	4	1	35	7	15
Management Institute of Science and Technology	115	24	8		24	5	6

SaiPali Institute of Technology and Management	100	80	6		86	1	
Development Study Centre	14	20	10		30	0	
Web Info-Net	86	50	10	5	65	1	50
Luigi Giussani Institute of Higher Education	37	20	15		45	1	45
Human Technical and Business College	470	20	5	20	25	19	20
Uganda Catholic Management and Training Institute*	244	31	17	3	51	5	12
Nsamizi Training Institute of Social Development	331	35	9	0	57	6	
Management Training and Advisory Centre	1046	100	31	3	128	8	125
St. Anthony Counselling Training and Development Institute	22	5	5	2	12	2	2
Mbarara Institute for Social Development	398	25	13		38	10	38
Makerere Institute for Social Development	730	68	14		82	9	46
Institute of Social Work and Community Development	210	20	2	3	25	8	
Makland Institute of Business and Management	510	15	2	6	23	22	23
Africa Population Institute	271	10	5	2	17	16	17
Nile Institute of Management Studies Arua	103	11	1	11	24	4	
Visions Institute of Public Relations and Management	150	15	2	0	17	9	0
Rukungiri Institute of Management	61	25	3	3	28	2	
Uganda Institute of Information and Communications Tech	378	148	50	0	238	2	238
UMCAT School of Journalism and Mass Communication	333	21	8		35	10	30
Informatics Management Institute	12	15	5	5	25	0	25
International Institute of Business and Media Studies	179	20	3	4	24	7	1
Uganda Wildlife Research and Training Institute Kasese	233			8	8	29	16
Hotel and Tourism Training Institute	638	28	33		61	10	61
Pearl Crest Hospitality Training Institute	24	14	5	0	19	1	5
Jimmy Sekasi Institute of Catering	157	12	4		16	10	
Law Development Centre*	1152	2	20	0	22	52	22
National Meteorological Training Institute*	103	16	6	3	25	4	10
East African School of Aviation, Soroti	113	10	35		46	2	30
Uganda Cooperative College Kigumba	266	40	3	43	46	6	12
Nagenda International Academy of Art and Design	27	12	4	4	20	1	13
Artfield Institute of Design	128	15	10	1	26	5	26
Universal Institute of Graphics and Technology	30	11	4	2	17	2	3
Michelangelo College of Creative Arts, Kisubi	140	20	10	5	35	4	25

* Did not provide data updates

Source: Primary data

**© National Council for Higher Education
Plot M834 Kigobe Road
P. O. Box 76, Kyambogo, Kampala**

ISSN: 18137814